



March 21, 2017

MEMO TO: INSURANCE FUND CHAIRMAN FERNANDEZ

FROM: PATRICK J. DEBLASIO, CPA, CMFO, CGFM, -FUND TREASURER

Please be advised that the following is an update of the status of the Public Entity Joint Insurance Fund:

		January <u>2017</u>	February <u>2017</u>
Beginning Cash Balance	Operating Account-Bank of America	\$ 33,167.82	\$ 1,171,192.26
	Claims Fiduciary Account-Bank of America	8,254.19	8,254.19
	Claims-TD Bank	2,541.41	9,968.62
	Custodial-Investments	158,978.89	361,494.52
	Total Balance	<u>\$ 202,942.31</u>	<u>\$ 1,550,909.59</u>
 <b>Receipts:</b>			
	Operating Account-Bank of America	\$ 1,468,936.70	\$ 1,886,179.08
	D&H Claims Fiduciary Account-Bank of America	198,355.41	209,872.10
	Claims-TD Bank	12,594.13	7,738.18
	Custodial-Deposits and Interest Income	202,515.63	250,000.00
Total Receipts		<u>\$ 1,882,401.87</u>	<u>\$ 2,353,789.36</u>
 <b>Disbursements:</b>			
	Operating Account-Bank of America	\$ (330,912.26)	\$ (2,430,027.92)
	D&H Claims Fiduciary Account-Bank of America	(198,355.41)	(209,872.10)
	Claims-TD Bank	(5,166.92)	(7,905.59)
	Custodial-Investments		(598,121.12)
Total Disbursements		<u>\$ (534,434.59)</u>	<u>\$ (3,245,926.73)</u>
Ending Cash Balance	Operating Account-Bank of America	\$ 1,171,192.26	\$ 627,343.42
	Claims Fiduciary Account-Bank of America	8,254.19	8,254.19
	Claims-TD Bank	9,968.62	9,801.21
	Custodial-Investments	361,494.52	13,373.40
Total Cash Account Balance		<u>\$ 1,550,909.59</u>	<u>\$ 658,772.22</u>
Beginning Investment Balance		\$ 3,728,348.96	\$ 3,529,377.69
	Change in Accrued Income	(362.62)	261.23
	Change in Unrealized gain	1,360.77	(405.87)
	Income Received	2,515.63	1,853.56
	Realized Gain/Loss	30.58	(172.55)
	Transfer to/From Custodial Account	(202,515.63)	598,121.06
Total Investment Account		<u>\$ 3,529,377.69</u>	<u>\$ 4,129,035.12</u>
Ending Cash and Investment Balance		<u><u>\$ 5,080,287.28</u></u>	<u><u>\$ 4,787,807.34</u></u>



**BANK RECONCILIATION**

ACCT.NAME Bank of America  
 BANK/ACCT# Custody Investment Acct -  
 From 02/01/17 To 02/28/17  
 DATE

BOOK BALANCE AS OF	02/01/17 \$	3,884,263.02
ADD DEPOSITS (PER BANK LEDGER)		849,396.20
SUBTRACT:DISBURSEMENTS(PER BANK LEDGER)		598,121.12
BOOK BALANCE AS OF	02/28/17 \$	4,135,538.10

BALANCE PER BANK STATEMENT	02/28/17	\$4,135,538.10
----------------------------	----------	----------------

ADD: DEPOSIT IN TRANSIT  
 DATE AMOUNT

TOTAL	0.00	0.00
-------	------	------

SUBTRACT: CHECKS OUTSTANDING  
 DATE CHECK# AMOUNT

TOTAL	0.00	0.00
-------	------	------

LIST ITEMS IN LEDGER NOT ON STATEMENT  
 DATE AMOUNT

TOTAL	\$ -	0.00
-------	------	------

LIST ITEMS ON STATEMENT NOT IN LEDGER  
 DATE AMOUNT

TOTAL	-	0.00
-------	---	------

ADJUSTED BANK BALANCE(BOOK BAL)AS OF	02/28/17	4,135,538.10
		Difference 0.00

PREPARED BY Patrick J. DeBlasio, CPA REVIEWED BY Mary Foulks



**BANK RECONCILIATION**

ACCT.NAME Bank of America  
 BANK/ACCT# D & H Claims Fiduciary Acct -  
 From To  
 DATE 02/01/17 02/28/17

BOOK BALANCE AS OF	02/01/17	\$	8,254.19
ADD DEPOSITS (PER BANK LEDGER)			209,872.10
SUBTRACT:DISBURSEMENTS(PER BANK LEDGER)			209,872.10
BOOK BALANCE AS OF	02/28/17	\$	8,254.19

BALANCE PER BANK STATEMENT	02/28/17	\$50,271.56
----------------------------	----------	-------------

ADD: DEPOSIT IN TRANSIT  
 DATE AMOUNT

TOTAL	0.00	0.00
-------	------	------

SUBTRACT: CHECKS OUTSTANDING

DATE	CHECK#	AMOUNT
various	list	42,017.37

TOTAL	42,017.37	(42,017.37)
-------	-----------	-------------

LIST ITEMS IN LEDGER NOT ON STATEMENT

DATE AMOUNT

TOTAL	\$ -	0.00
-------	------	------

LIST ITEMS ON STATEMENT NOT IN LEDGER

DATE AMOUNT

TOTAL	-	0.00
-------	---	------

ADJUSTED BANK BALANCE(BOOK BAL)AS OF	02/28/17	8,254.19
--------------------------------------	----------	----------

Difference 0.00

PREPARED BY Patrick J. DeBlasio, CPA REVIEWED BY Mary Foulks



BANK RECONCILIATION

	ACCT.NAME	Bank of America	
	BANK/ACCT#	Claims/Operating Account -	
		From	To
	DATE	02/01/17	02/28/17
BOOK BALANCE AS OF	02/01/17	\$	1,171,192.26
ADD DEPOSITS (PER BANK LEDGER)			1,886,179.08
SUBTRACT:DISBURSEMENTS(PER BANK LEDGER)			2,430,027.92
BOOK BALANCE AS OF	02/28/17	\$	627,343.42
<hr/>			
BALANCE PER BANK STATEMENT	02/28/17		\$658,336.92
ADD: DEPOSIT IN TRANSIT			
DATE	AMOUNT		
	TOTAL	0.00	0.00
SUBTRACT: CHECKS OUTSTANDING			
DATE	CHECK#	AMOUNT	
02/15/17	385	30,451.00	
02/15/17	386	542.50	
	TOTAL	30,993.50	(30,993.50)
LIST ITEMS IN LEDGER NOT ON STATEMENT			
DATE	AMOUNT		
	TOTAL	\$ -	0.00
LIST ITEMS ON STATEMENT NOT IN LEDGER			
DATE	AMOUNT		
	TOTAL	-	0.00
ADJUSTED BANK BALANCE(BOOK BAL)AS OF	02/28/17		627,343.42
		Difference	0.00

PREPARED BY Patrick J. DeBlasio, CPA      REVIEWED BY Mary Foulks



**BANK RECONCILIATION**

ACCT.NAME TD Bank  
 BANK/ACCT# Claims Acct -  
 From 02/01/17 To 02/28/17  
 DATE

BOOK BALANCE AS OF	02/01/17 \$	9,968.62
ADD DEPOSITS (PER BANK LEDGER)		7,738.18
SUBTRACT:DISBURSEMENTS(PER BANK LEDGER)		7,905.59
BOOK BALANCE AS OF	02/28/17 \$	9,801.21

BALANCE PER BANK STATEMENT 02/28/17 \$10,201.21

ADD: DEPOSIT IN TRANSIT  
 DATE AMOUNT  
 1/31/2017

TOTAL 0.00 0.00

SUBTRACT: CHECKS OUTSTANDING

DATE CHECK# AMOUNT  
 list 400.00

TOTAL 400.00 (400.00)

LIST ITEMS IN LEDGER NOT ON STATEMENT

DATE AMOUNT

TOTAL \$ - 0.00

LIST ITEMS ON STATEMENT NOT IN LEDGER

DATE AMOUNT

TOTAL - 0.00

ADJUSTED BANK BALANCE(BOOK BAL)AS OF 02/28/17 9,801.21

Difference 0.00

PREPARED BY Patrick J. DeBlasio, CPA REVIEWED BY Mary Foulks



**RESOLUTION NO. 15-17**

**PUBLIC ENTITY JOINT INSURANCE FUND**  
(Hereinafter the “FUND”)

**APPROVING CERTAIN DISBURSEMENTS**

**WHEREAS**, the Bylaws of the FUND require that the Board of Commissioners approve all disbursements by a majority vote, and

**WHEREAS**, the attached bill of items sets forth certain bills or demands for monies;

**NOW, THEREFORE BE IT RESOLVED**, by the FUND’s Board of Fund Commissioners that the attached bill of items totaling **\$131,752.45** is approved for payment.

**Adopted: *this day by the Board of Fund Commissioners***

\_\_\_\_\_  
Chairman

\_\_\_\_\_  
Date

March 21<sup>st</sup>, 2017

\_\_\_\_\_  
Secretary

\_\_\_\_\_  
Date

March 21<sup>st</sup>, 2017

# March 21st 2017- PEJIF Commissioners Meeting Bills List

Date: 03.02.17  
 Bills List #: 36



<u>PAY TO</u>	<u>DESCRIPTION</u>	<u>Check #/WT</u>	<u>Invoice Amt.</u>
Patrick DeBlasio	Fund Treasurer	#388	\$ 500.00
Café on Nine	inv#NIP022117A - February Meeting catering	#389	\$ 256.80
The Star Ledger	Legal Ad Star Ledger - posting of meeting February	#390	\$ 20.15
Pringle Quinn Anzano	inv#40641 Fund Attorney Attend Meeting	#391	\$ 511.50
HUB International	RM Fee 1st Install of 2 for 2017 for Roselle	#392	\$ 31,303.50
Reliance Insurance	RM Fee 1st Install of 2 for 2017 for City of Plainfield	#393	\$ 32,051.50
Fairview Insurance	RM Fee 1st Install of 2 for 2017 for East Orange \$38,602 City of Orange \$19,724	#394	\$ 58,326.00
<b>Total in Checks \$122,969.45</b>			
<b><u>WIRE TRANSFERS/ACH</u></b>		<b>ACH</b>	
NIP Management	PEJIF Meeting Room for March 2017	ACH	\$ 150.00
<b>Total Payments to NIP Management \$150.00</b>			
BGIA	inv#245349 Travelers 2017 Property policy endorsement 1 of 2	ACH	\$ 8,633.00
BGIA		ACH	
BGIA		ACH	
<b>Total BGIA \$8633.00</b>			
Total			<b>\$ 131,752.45</b>

**RESOLUTION NO. 16-17**

**PUBLIC ENTITY JOINT INSURANCE FUND**  
(Hereinafter referred to as the “FUND”)

**APPROVING CLAIMS PAYMENTS**

BE IT RESOLVED by the Board of Fund Commissioners of the Public Entity Joint Insurance Fund, that confirmation and authorization approval is made in issuance of the attached claims payments totaling **\$789,015** against the fund.

**ADOPTED:** *this day before the Board of Fund Commissioners:*

\_\_\_\_\_  
Chairman

\_\_\_\_\_  
Date

March 21<sup>st</sup>, 2017

\_\_\_\_\_  
Secretary

\_\_\_\_\_  
Date

March 21<sup>st</sup>, 2017





<b>PEJIF MONTHLY PAYMENTS</b>		
<b>YEAR</b>	<b>2017</b>	
<b>MONTH</b>	<b>February</b>	
<b>D&amp;H</b>	<b>Amount</b>	<b>Comments</b>
<b>PASSAIC</b>		
WC	\$ 81,397.39	
LIABILITY, PROP & APD	\$ 49,649.86	
<b>D&amp;H</b>		
<b>PERTH AMBOY</b>		
WC	\$ 85,576.68	
LIABILITY & PROP	\$ 164,021.49	
<b>CRC</b>		
<b>PLAINFIELD</b>		
WC	\$ 39,880.80	
LIABILITY & PROP	\$ 38,304.83	
<b>D&amp;H</b>		
<b>WNY</b>		
WC	\$ 14,508.79	
LIABILITY & PROP	\$ 56,054.14	
<b>NIP &amp; D&amp;H</b>		
<b>Roselle</b>		
WC	\$ 15,028.21	
Liability & Prop	\$ -	
<b>NIP &amp; CRC</b>		
<b>East Orange</b>		
WC	\$ 168,006.37	
Liability & Prop	\$ 33,109.21	
<b>D&amp;H</b>		
<b>Teaneck</b>		
WC	\$ 44,625.75	
Liability & Prop	\$ (1,148.71)	
<b>PEJIF Total for the month</b>	<b>789,015</b>	

**RESOLUTION NO. 17-17**

**RESOLUTION APPOINTING APPROVED COUNSEL  
FOR THE PUBLIC ENTITY JOINT INSURANCE FUND**

**WHEREAS**, the Public Entity Joint Insurance Fund is responsible for providing a defense to certain claims brought against its members in accordance with the Fund's coverage documents; and

**WHEREAS**, in order to appoint defense counsel, a law firm must be on the approved counsel list of the Public Entity Joint Insurance Fund to defend any members of the Fund; and

**WHEREAS**, the law firms shown in this resolution have been proposed as Counsel for the Public Entity Joint Insurance Fund for the year 2017;

**NOW, THEREFORE BE IT RESOLVED**, by the Board of Fund Commissioners of the Public Entity Joint Insurance Fund that the law firms named in this resolution be and the same are hereby appointed as an approved counsel for the Public Entity Joint Insurance Fund for the year 2017:

**CITY OF ORANGE**

**DAVID STANZIALE, LLC**–  
552 High Mountain Road, Suite 3  
North Haledon, NJ 07508

**BELOTTA LAW FIRM**  
**Anthony Belotta, LLC**  
292 Lafayette Street, Newark, NJ 07105

**LAMB KREITZER, LLC**  
110 B Meadowlands Parkway  
Suite 201  
Secaucus, NJ 07094

**LINDER & WING, LLC**  
1812 Front St  
Scotch Plains NJ 07076

**CONNIE BENTLEY MCGHEE**  
20 Northfield Avenue  
West Orange, NJ 07052

**MICHAEL ARMSTRONG, LLC**  
79 Mainbridge Lane  
Willingboro, NJ 08016

**JOHN ZIDZIUNAS, LLP**  
210 River Street, Suite 12  
Hackensack, New Jersey 07601



**JOHN H. WATSON JR ESQUIRE**

63 Washington St  
East Orange NJ 07017

**CLARENCE BARRY-AUSTIN LLC**

76 South Orange Avenue  
South Orange, NJ 07079

**EVELYN D. LATSE LLC**

3-5 Vose Avenue  
South Orange, NJ 07079

**GENOVA BURNS**

494 Broad Street  
Newark NJ 07102

**BE IT FURTHER RESOLVED** that the Chairman of the Public Entity Joint Insurance Fund is hereby authorized to execute this resolution;

**PUBLIC ENTITY JOINT INSURANCE FUND**

\_\_\_\_\_  
Chairman

\_\_\_\_\_  
Date

March 21, 2017

\_\_\_\_\_  
Secretary

\_\_\_\_\_  
Date

March 21, 2017



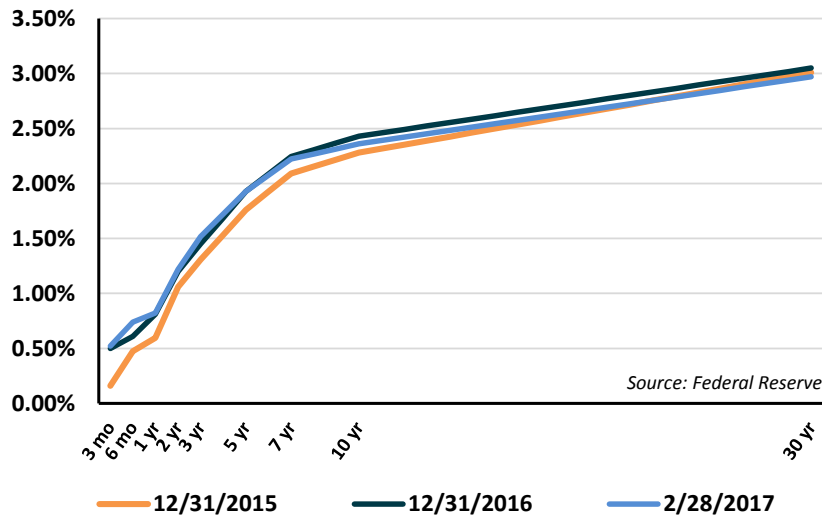
# Monthly Investment Report

As of 2/28/2017



# Treasury Yields and World Bond Yields

## Treasury Yield Curves



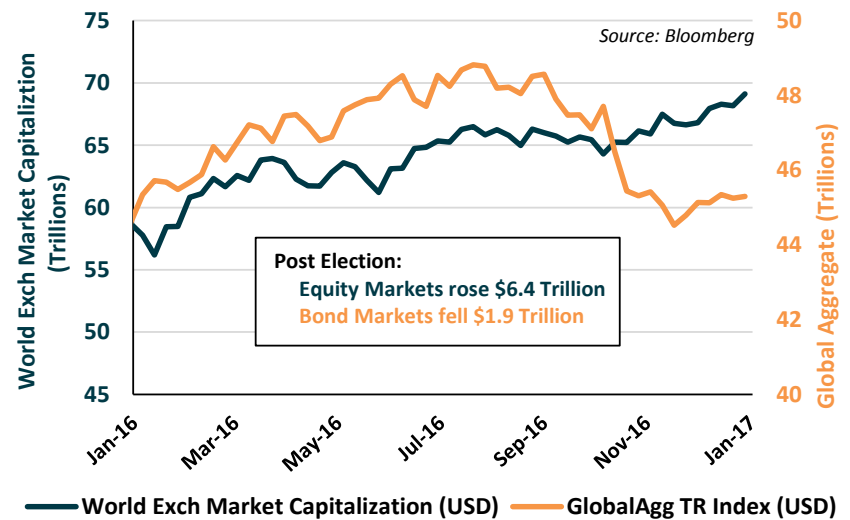
## 10 Year Treasuries



## US Treasury Yields

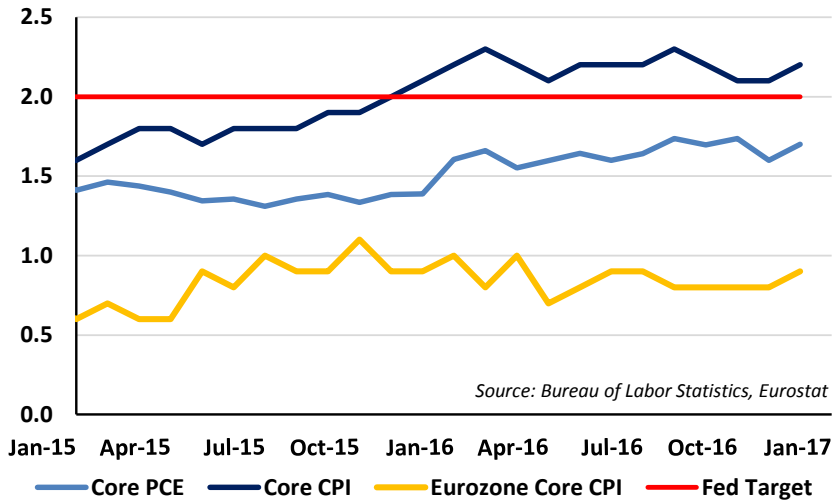
	12/31/2016	2/28/2017
<b>3 Month</b>	0.50%	0.52%
<b>2 Year</b>	1.20%	1.22%
<b>5 Year</b>	1.93%	1.93%
<b>10 Year</b>	2.43%	2.36%
<b>30 Year</b>	3.05%	2.97%

## Global Bonds vs Equities

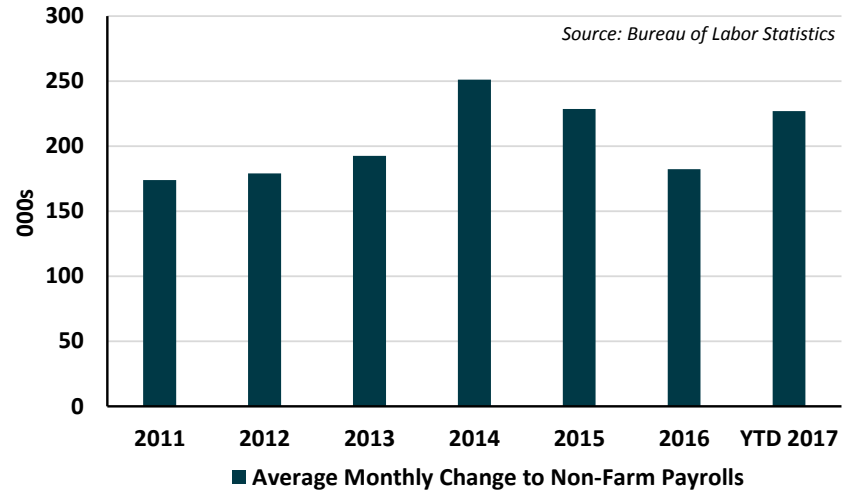


# Market Indicators

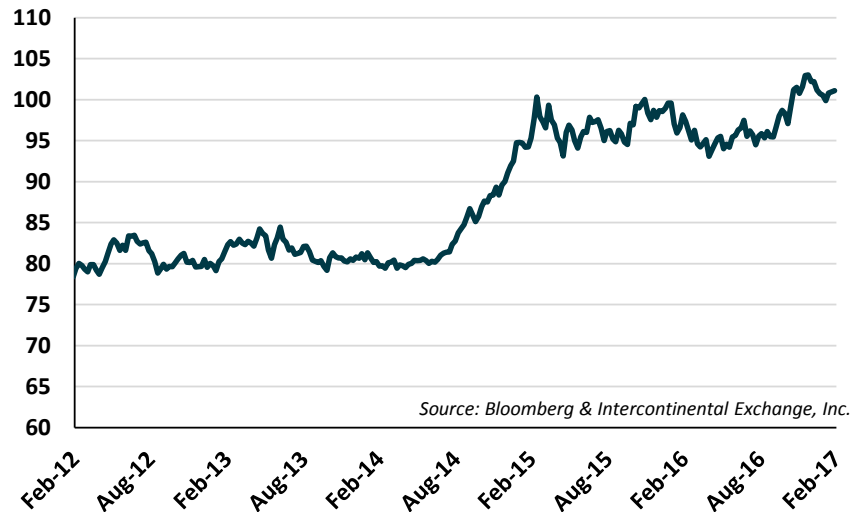
## Inflation



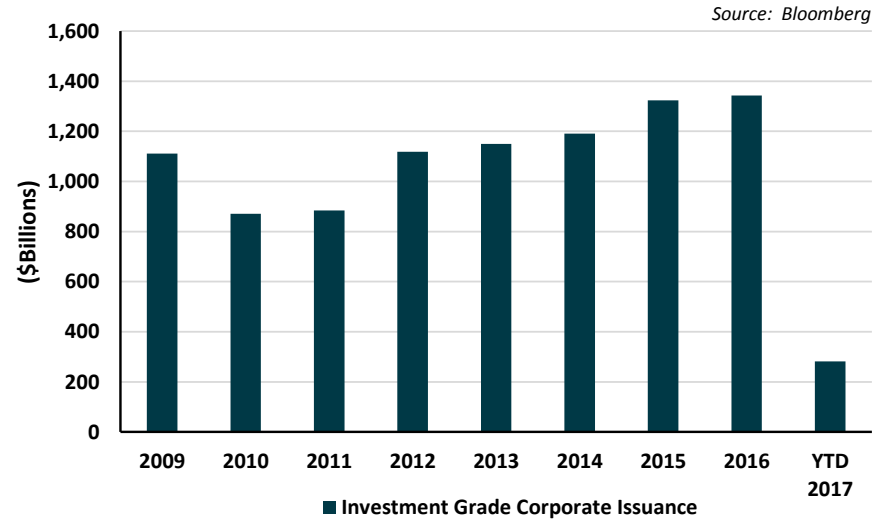
## Employment



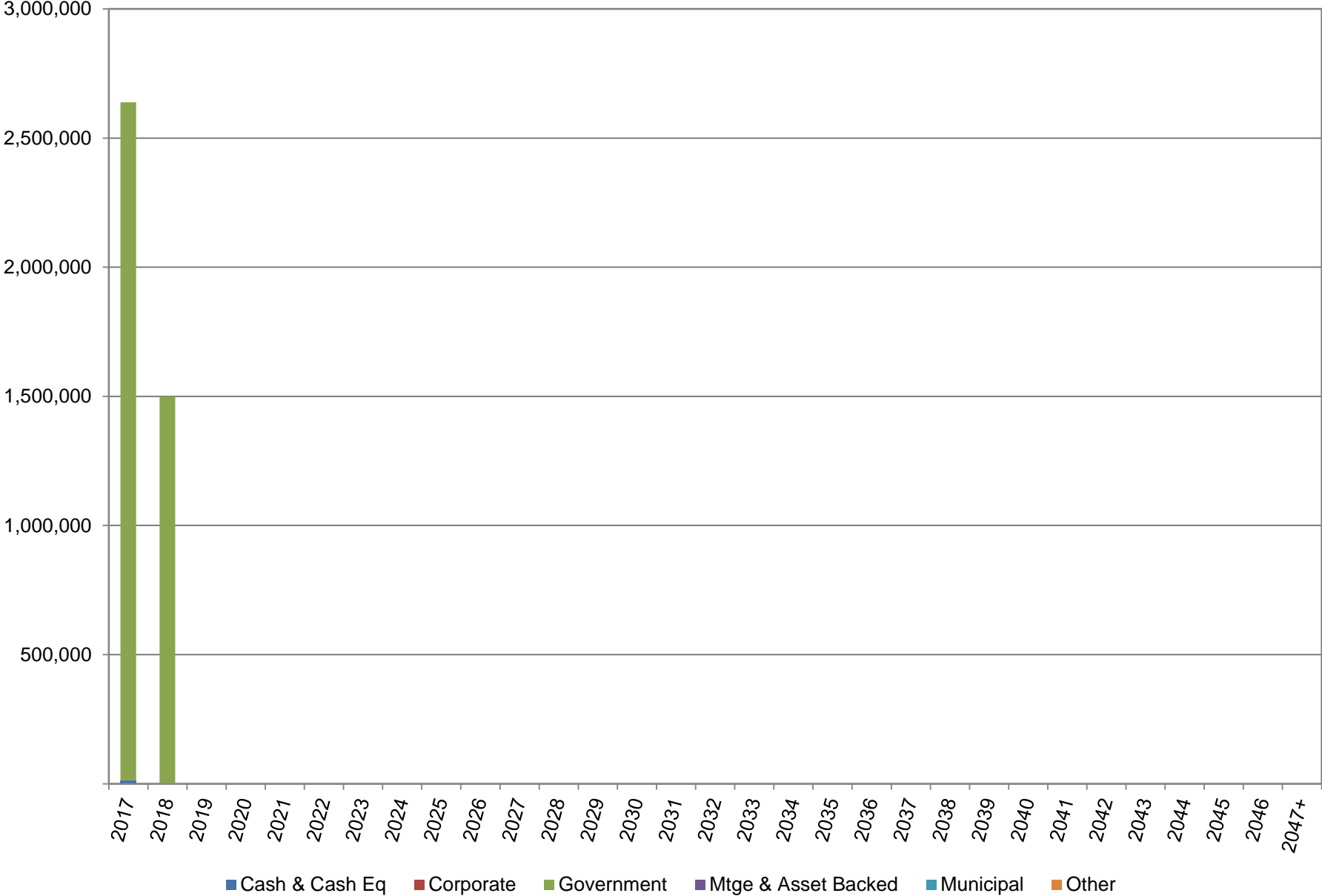
## Value of the US Dollar



## Corporate Issuance



# Maturity Schedule By Weighted Average Life



## Effective Maturity Schedule

Year	Book Value	Tax Equiv. Book Yield	% of Total Book Value
2017	2,624,992	0.66	64%
2018	1,500,268	0.86	36%
2019+	0	0.00	0%
<b>Subtotal</b> (inc. ABS, Agcy, CMBS, Corp, Muni, UST)	<b>4,125,259</b>	<b>0.74</b>	<b>100%</b>
MBS	0	0.00	0%
<b>TOTAL</b>	<b>4,125,259</b>	<b>0.74</b>	<b>100%</b>



## Portfolio Changes

Public Entity Joint Insurance Fund	03/31/2016	06/30/2016	09/30/2016	12/31/2016	02/28/2017
<b>Treasury Yields</b>					
2 yr Treasury Yield	0.74%	0.59%	0.77%	1.20%	1.22%
5 yr Treasury Yield	1.22%	1.01%	1.15%	1.92%	1.88%
10 yr Treasury Yield	1.78%	1.49%	1.61%	2.43%	2.36%
<b>Book Statistics</b>					
Tax-Equivalent Book Yield	0.55%	0.64%	0.62%	0.63%	0.73%
Book Value (\$)	2,909,519	3,338,561	4,144,227	3,884,402	4,138,620
Projected Tax-Equivalent Income, next 12 months (\$)	16,052	21,474	25,737	24,568	30,345
Unrealized Gains/(Losses) (\$)	(465)	5,327	622	(4,329)	(2,891)
YTD Realized Gains/(Losses) (\$)	0	21	21	38	0
<b>Portfolio Risk Statistics</b>					
Effective Duration	0.99	1.08	0.86	0.66	0.74
Convexity	0.02	0.02	0.01	0.01	0.01
Weighted Average Life	1.00	1.08	0.87	0.67	0.75
Average Rating	AAA	AAA	AAA	AAA	AAA
<b>Portfolio Sector Allocation</b>					
Treasury	92%	100%	96%	96%	100%
Agency	0%	0%	0%	0%	0%
Corporate	0%	0%	0%	0%	0%
Taxable Municipal	0%	0%	0%	0%	0%
Tax-exempt Municipal	0%	0%	0%	0%	0%
Mortgage Pass-Through	0%	0%	0%	0%	0%
CMOs	0%	0%	0%	0%	0%
ARMs	0%	0%	0%	0%	0%
Asset Backed	0%	0%	0%	0%	0%
CMBS	0%	0%	0%	0%	0%
Cash & Cash Equivalents	8%	0%	4%	4%	0%

# Performance

---

**Tax-Equivalent Total Return  
as of 02/28/2017  
Inception Date: 08/01/2014**

	<b>Prime</b>	<b>Benchmark</b>	<b>Difference</b>
Previous Month	0.04%	0.06%	-0.03%
Quarter to Date	0.15%	0.21%	-0.06%
Year to Date	0.15%	0.21%	-0.06%
Since Inception	0.43%	0.47%	-0.04%

**Benchmark Composition:**

100.0% PEJIF Duration Matched Treasury

# Bond Purchases

Trade Date	CUSIP	Description	Security Type	S&P Rating	Moody's Rating	Coupon	Maturity Date	Call Date	Price	Cost	Pre-Tax Book Yield	Tax-Equivalent Book Yield
02/03/2017	912828XA3	US TREASURY N/B	Treasury	AA+	Aaa	1.000	05/15/2018	N/A	100.06	200,125	0.95	0.95
02/03/2017	912828XF2	US TREASURY N/B	Treasury	AA+	Aaa	1.125	06/15/2018	N/A	100.21	150,322	0.96	0.96
02/17/2017	912828XK1	US TREASURY N/B	Treasury	AA+	Aaa	0.875	07/15/2018	N/A	99.79	199,586	1.02	1.02
02/27/2017	912828K82	US TREASURY N/B	Treasury	AA+	Aaa	1.000	08/15/2018	N/A	99.98	249,941	1.02	1.02
<b>Total</b>										<b>799,975</b>	<b>0.99</b>	<b>0.99</b>

## Bond Sales, Calls & Maturities

Trade Date	Trade Type	CUSIP	Description	Security Type	S&P Rating	Moody's Rating	Coupon	Effective Maturity	Maturity Date	Price	Book Value	Realized Gain/(Loss)	Pre-Tax Book Yield	Tax-Equivalent Book Yield
01/31/2017	Maturity	912828H78	US TREASURY	Treasury	AA+	Aaa	0.500	01/31/2017	01/31/2017	100.00	200,000	0	0.51	0.51
02/15/2017	Maturity	912828B74	US TREASURY	Treasury	AA+	Aaa	0.625	02/15/2017	02/15/2017	100.00	200,000	0	0.57	0.57
<b>Total</b>											<b>400,000</b>	<b>0</b>	<b>0.54</b>	<b>0.54</b>

# ***Appendix***

## Detailed Portfolio Report

# Portfolio Holdings Report

CUSIP	Date Acquired	S&P Rating	Moody's Rating	Quantity	Description	Coupon	Effective Maturity	Maturity	Original Cost	Book Value	Market Value	Unrealized Gain/(Loss)	Book Yield	Market Yield	Effective Duration	Avg Life	Convexity
<b>Money Market</b>																	
99C001734	02/23/2017			13,361	BANK OF AMER/MERRILL	0.00			13,361	13,361	13,361	0	0.00	0.00	0.00	0.00	
<b>Total Money Market</b>				<b>13,361</b>					<b>13,361</b>	<b>13,361</b>	<b>13,361</b>	<b>0</b>	<b>0.00</b>	<b>0.00</b>	<b>0.00</b>	<b>0.00</b>	<b>0.00</b>
<b>Treasury</b>																	
912828C73	07/31/2015	AA+	Aaa	225,000	US TREASURY N/B	0.88	04/15/2017	04/15/2017	226,073	225,078	225,097	18	0.59	0.53	0.12	0.12	0.00
912828D49	07/29/2016	AA+	Aaa	190,000	US TREASURY N/B	0.88	08/15/2017	08/15/2017	190,520	190,232	190,163	(68)	0.61	0.69	0.46	0.46	0.00
912828J92	07/31/2015	AA+	Aaa	225,000	US TREASURY N/B	0.50	03/31/2017	03/31/2017	224,755	224,988	224,991	3	0.57	0.55	0.08	0.08	0.01
912828K25	06/30/2016	AA+	Aaa	100,000	US TREASURY N/B	0.75	04/15/2018	04/15/2018	100,293	100,184	99,742	(442)	0.59	0.98	1.12	1.12	0.02
912828K82	02/27/2017	AA+	Aaa	250,000	US TREASURY N/B	1.00	08/15/2018	08/15/2018	249,941	249,942	249,765	(177)	1.02	1.06	1.44	1.46	0.03
912828P20	04/01/2016	AA+	Aaa	200,000	US TREASURY N/B	0.75	01/31/2018	01/31/2018	199,969	199,985	199,742	(243)	0.76	0.89	0.92	0.92	0.01
912828SY7	07/31/2015	AA+	Aaa	210,000	US TREASURY N/B	0.63	05/31/2017	05/31/2017	209,927	209,990	210,034	44	0.64	0.56	0.25	0.25	0.00
912828TM2	09/10/2015	AA+	Aaa	200,000	US TREASURY N/B	0.63	08/31/2017	08/31/2017	199,563	199,889	199,916	27	0.74	0.71	0.50	0.50	0.00
912828TS9	09/10/2015	AA+	Aaa	400,000	US TREASURY N/B	0.63	09/30/2017	09/30/2017	399,399	399,833	399,764	(69)	0.70	0.73	0.58	0.58	0.00
912828TW0	09/30/2015	AA+	Aaa	400,000	US TREASURY N/B	0.75	10/31/2017	10/31/2017	400,665	400,282	399,940	(342)	0.64	0.77	0.66	0.67	0.01
912828UA6	02/02/2016	AA+	Aaa	400,000	US TREASURY N/B	0.63	11/30/2017	11/30/2017	399,430	399,763	399,464	(299)	0.70	0.80	0.75	0.75	0.01
912828UE8	04/01/2016	AA+	Aaa	150,000	US TREASURY N/B	0.75	12/31/2017	12/31/2017	149,977	149,989	149,859	(130)	0.76	0.86	0.83	0.84	0.01
912828UR9	04/11/2016	AA+	Aaa	200,000	US TREASURY N/B	0.75	02/28/2018	02/28/2018	200,164	200,087	199,626	(461)	0.71	0.94	0.99	1.00	0.01
912828UU2	04/11/2016	AA+	Aaa	200,000	US TREASURY N/B	0.75	03/31/2018	03/31/2018	200,094	200,052	199,532	(520)	0.73	0.97	1.08	1.08	0.02
912828XA3	02/03/2017	AA+	Aaa	200,000	US TREASURY N/B	1.00	05/15/2018	05/15/2018	200,125	200,119	200,022	(97)	0.95	0.99	1.19	1.20	0.02
912828XF2	02/03/2017	AA+	Aaa	150,000	US TREASURY N/B	1.13	06/15/2018	06/15/2018	150,322	150,307	150,209	(99)	0.96	1.02	1.28	1.29	0.02
912828XK1	02/17/2017	AA+	Aaa	200,000	US TREASURY N/B	0.88	07/15/2018	07/15/2018	199,586	199,592	199,530	(62)	1.02	1.05	1.36	1.37	0.03
912828XP0	08/28/2015	AA+	Aaa	225,000	US TREASURY N/B	0.63	07/31/2017	07/31/2017	224,763	224,948	224,973	25	0.68	0.65	0.42	0.42	0.00
<b>Total Treasury</b>				<b>4,125,000</b>					<b>4,125,567</b>	<b>4,125,259</b>	<b>4,122,368</b>	<b>(2,891)</b>	<b>0.74</b>	<b>0.80</b>	<b>0.74</b>	<b>0.75</b>	<b>0.01</b>
<b>Grand Total</b>				<b>4,138,361</b>					<b>4,138,928</b>	<b>4,138,620</b>	<b>4,135,729</b>	<b>(2,891)</b>	<b>0.73</b>	<b>0.80</b>	<b>0.74</b>	<b>0.75</b>	<b>0.01</b>

**PUBLIC ENTITY JOINT INSURANCE FUND CERTIFICATES ISSUED 2/01/2017 to 02/28/2017**

JIF Member	ISSUED	CERT HOLDER	COVERAGE	HOLDER DESCRIPTION
City of Plainfield	2/23/2017	United Church of Christ	2017 GL	Evidence of liability insurance as respects the City of Plainfield's use of the facility.
City of East Orange	2/14/2017	Evidence of Insurance	2017 CRIME STAT	Evidence of Statutory Bond Coverage for: CFO William Senande; Tax Collector Annmarie Corbitt; Municipal Court Judge Sherwin G. Campbell; Court Administrator Sybonae Oliphant; Municipal Court Judge Marvin Braker; Municipal Court Judge Melinda Hawkins-Taylor; Municipal Court Judge Wilfredo Benitez; Municipal Court Judge Steven Brister. Change effective 1/23/2017.
City of East Orange	2/15/2017	US Bank Equipment Finance Government Leasing & Finance	2017 GL/AL/WC/ APD	Government Leasing and Finance, Inc. and/or its assigns are included as additional insured (Lessor) & lenders loss payee as respects to the City of East Orange's financing of: 2015 Ferrara LP 104 Ladder Truck #1F9557631FH140296, Valued at \$731,540 (Contract Number 077-0019639-002) and 2015 Ford F550 Bus #1FDGFGYXFEC42159 valued at \$86,000, 2015 Ford F550 Bus # 1FDGF5GYXFEC42160, valued at \$86,000 and 2015 Chevy Bus # 1GB6G5BGXF1140304, valued at \$120,000 (Contract # 077- 0019639). *
Town of West New York	2/8/2017	GottaCheer	2017 GL	Evidence of insurance as respects the Town of West New York's Recreation Department participation in the Ice Breaker Challenge at Ridgefield Park HS on 2/25/17.
Township of Teaneck	2/8/2017	County of Bergen	2017 GL/AL/WC	The County of Bergen and its officials and employees are included as additional insured as respects Contract #NV-TEAN-05-16 for the Beverly Road Rehabilitation project. *
City of Perth Amboy	2/3/2017	Perth Amboy Board of Education	2017 GL	Evidence of insurance as respects the City of Perth Amboy Police Department's "Active Shooter Training Program" at various Perth Amboy Board of Education schools throughout 2017.
City of Perth Amboy	2/17/2017	New Jersey Department of Environmental Protection	2017 GL/AL/WC	Certificate holder is included as an additional insured (Grantor) as respects Grant # WM17-047 Perth Amboy Redevelopment Agency Project. *
Town of West New York	2/14/2017	PENSKE North Bergen (0449- 10)	2017 AL/APD	Evidence of insurance as respects the Town of West New York's rental of 16' Van VIN JALC4W167B7000657. Rental Agreement # 58610068 pickup date 2/13/17 return date 2/14/17.