



## **PUBLIC ENTITY JOINT INSURANCE FUND MEETING AGENDA**

**September 29<sup>th</sup>, 2015**

**Hampton Inn - Woodbridge, NJ – at 10:00am – Avenel Room I**

---

---

○ **MEETING OF BOARD OF FUND COMMISSIONERS CALLED TO ORDER**

○ **OPEN PUBLIC MEETING ACT STATEMENT**

In accordance with the Open Public Meetings Act, notice of this meeting was provided by:

1. Sending sufficient notice to the Fund's designated newspapers, the Newark Star Ledger and The Times of Trenton
2. Filing advanced written notice of this meeting with each member municipality; and
3. Posting notice of this meeting on the Public Bulletin Board of all member municipalities.

○ **PLEDGE OF ALLEGIANCE**

○ **ROLL CALL OF FUND COMMISSIONERS**

○ **APPROVAL OF MINUTES for 7/28/15 meeting**

○ **ADOPTION OF RESOLUTIONS**

- Resolution 25-15 – Approving Certain Disbursements totaling \$203,119.02
- Resolution 26-15 – Approving Claims Payments totaling \$618,221

○ **EXECUTIVE DIRECTOR REPORTS – NIP GROUP - Jonathan Hall**

- Fast Track
- Mid-Year Actuarial Report
- Survey of Members

○ **UNDERWRITING – Anthony Amadeo**

- 2016 Renewal Update

○ **SAFETY DIRECTOR – (A. Ven Graitis and D. Perillo)**

- Police Professional Training – A. Ven Graitis
- Brit Police Professional Seminar – A. Ven Graitis
- Snow Plow/Fire Truck Rodeo – A. Ven Graitis
- Safety Incentives – A. Ven Graitis
- September 2015 Risk Control Bulletin- Leaf Collection – D. Perillo
- Risk Control Topic- Recent NJ Playground Inspections/Shutdowns – D. Perillo
- Municipal Safety Equipment Budget – D. Perillo
- Risk Control Formal Recommendation Future Expectations – D. Perillo
- Additional Risk Control Support – Goals and Objectives (Service Plan Progress, Departments that have not utilized any support from Risk Control) – D. Perillo

○ **CLAIMS REPORT (Conrad Cyriax , Wendy Wiebalk, James Renner & Robert Persico)**

- Use of the MRI in Workers Compensation – Robert Persico

- **MEMBER UPDATES – in Alphabetical Order**
  - City of East Orange
  - City of Passaic
  - City of Perth Amboy
  - City of Plainfield
  - Borough of Roselle
  - Township of Teaneck
  - Town of West New York
  
- **TREASURER’S REPORT (Patrick DeBlasio)**
  
- **NEW BUSINESS**
  
- **ADJOURNMENT**

**PUBLIC ENTITY JOINT INSURANCE FUND**  
**MEETING MINUTES**  
**July 28<sup>th</sup>, 2015**  
**Avenel Room I - Hampton Inn Woodbridge, NJ at 10:00am**

---

---

**MEETING OF THE GARDEN STATE MUNICIPAL JOINT INSURANCE FUND CALLED TO ORDER AT 10:12 AM.**

**OPEN PUBLIC MEETING ACT STATEMENT READ INTO RECORD**

**PLEDGE OF ALLEGIANCE**

○ **ROLL CALL OF FUND COMMISSIONERS**

Ricardo Fernandez – City of Passaic  
Jillian Barrick – City of Perth Amboy  
Karen Dabney – City of Plainfield  
Matthew Watkins –Town of West New York  
Naiima Horsley-Fauntleroy- East Orange  
David Brown – Borough of Roselle - Absent  
William Broughton – Township of Teaneck

○ **MEETING OF BOARD OF FUND COMMISSIONERS CALLED TO ORDER**

○ **APPROVAL OF MINUTES OF June 23<sup>rd</sup>**

**MOTION:** Commr. Barrick  
**SECOND:** Commr. Broughton  
**ABSTAIN:** Dabney; Watkins

**VOTE: ROLL CALL:**

Ricardo Fernandez – City of Passaic  
Jillian Barrick – City of Perth Amboy  
Karen Dabney – City of Plainfield  
Matthew Watkins –Town of West New York  
Naiima Horsley-Fauntleroy- East Orange  
David Brown – Borough of Roselle - Absent  
William Broughton – Township of Teaneck

○ **ADOPTION OF RESOLUTIONS**

**MOTION TO APPROVE RESOLUTIONS**

- **Resolution 23-15 – Approving Disbursements totaling \$ 1,467,599.35**
- **Resolution 24-15 – Approving Claims Payments totaling \$422,006**

**MOTION:** Commr. Barrick

**SECOND:** Commr. Dabney  
**VOTE: ROLL CALL**

Ricardo Fernandez – City of Passaic  
Jillian Barrick – City of Perth Amboy  
Karen Dabney – City of Plainfield  
Matthew Watkins –Town of West New York  
Naiima Horsley-Fauntleroy- East Orange  
David Brown – Borough of Roselle - Absent  
William Broughton – Township of Teaneck

**EXECUTIVE DIRECTOR REPORT– (Earl Miller & Jonathan Hall)**

- Fast Track Report (May 2015) - J. Hall – Mr. Hall discussed the May 2015 Fast Track. The June Fast Track will be released when the Mid-Year Actuarial Study is complete.
- 2014 Fund Year Performance – Mr. Hall covered the 2014 Fund Year, including coverage and structural changes made for the 2015 Fund Year and under consideration for 2016.
- Executive Director Position - Mr. Miller announced that effective August 1, 2015, Mr. Hall will be assuming the role of Executive Director. The Fund and NIP Group extended many thanks to Mr. Miller for his contributions and service to the PEJIF.

**UNDERWRITING – Anthony Amadeo**

- Updated Website – There were minor enhancements made to the website. If anyone needs update login information please contact Anthony.
- Renewal Package – The renewal package has been sent to risk managers about 1 ½ weeks ago and we are looking for completed renewal exposure, along with loss information by 8/14/15 which is in a couple of weeks.
- COPE Information – Travelers is looking for complete COPE information for this renewal. We will be following up as the information is received and reviewed on specific requests for information.

**SAFETY DIRECTOR (Anthony Ven Graitis and Debbie Perillo)**

- Police TACT Training – Three successful sessions have been provided in Parsippany, Lawrence and Rahway. Three additional sessions will be scheduled for the fall of 2015 and into 2016.
- Supervisory Training – Frank Viscuso has provided supervisor training to employees attending the DPW roundtable and the Fire Roundtable. Police Supervisor Training is being scheduled with Connell Consulting for the 3rd and 4th quarters of 2015.
- Stewardship Reports - Final data is being formatted for the reports and all should be distributed in the next two weeks. Risk Control personnel will review each report at each member’s upcoming Safety Committee Meetings.
- Risk Control Monthly Bulletin - “Keeping it Safe at Summer Camps- Are We Prepared”? – A bulletin has been distributed to all members. This bulletin directly addresses issues brought up at the June 2015 PEJIF meeting regarding dispensing of medications to campers within municipalities.

- Member Feedback on June Training DVD - (“Heat Stress”) - The PEJIF Training DVD program time limit has been extended. The new training DVD’s will be distributed bi-monthly rather than monthly. The previously distributed DVD entitled: “Heat Stress” will be returned in August by members and the new DVD training video will be distributed directly to each municipality later in the month, considering there is no PEJIF monthly meeting being held in August. The new DVD training will be entitled: “Becoming the Leader of Safety Performance as a Supervisor”
- Risk Control Employee Incentive Plan - Safety Jackpot - A PEJIF employee safety performance incentive reward program was introduced to members in order to possibly be rolled out in August or September 2015. Safety Jackpot is an employee based safety performance incentive plan to benefit employees within the municipality based on specific safety performance. The goal of this plan is to reduce loss frequency as well as loss severity. Rewards are in the form of points which can be redeemed in an online catalog. Research of cost feasibility and reward criteria will be developed by Debbie Perillo, Senior Risk Control Consultant. If and when the program is approved, all members will receive specific program details and meet with Debbie Perillo individually to discuss any specific safety criteria each municipality would like to include in their program.
- Debbie Perillo, Senior Risk Control Consultant has developed a DPW Safety Operating Procedure (S.O.P) module. The module addresses, compliance as well as best practices and procedures. Passaic is the first member to implement this safety module and has already began the trainings. Any member who would like to implement or secure more information can contact the Risk Control department to schedule a municipality specific meeting.

#### **CLAIMS REPORT (Robert Persico and Wendy Wiebalk)**

- Saavedra and North Jersey Media/Lyndhurst Cases- W. Wiebalk - Wendy spoke on the impact of the NJ Supreme Court Saavedra case on the taking of documents by employees for their lawsuits. She also spoke on the impact on OPRA of the North Jersey Media/Lyndhurst Case but cautioned that, because it is only an Appellate Division ruling, the NJ Supreme Court may issue a contrary ruling in a year or so but, for now, few police documents are required to be provided under OPRA.

#### **MEMBER UPDATES (new agenda Item)**

- Each member gave an update on their respective Township/Borough/City since our last meeting.

#### **TREASURER’S REPORT**

- Mr. DeBlasio reviewed the monthly treasurer’s report and cash management account and advised that the Fund has met all outstanding obligations and its financial position is secure. There were no questions.

#### **NEW BUSINESS**

#### **OPEN FORUM**

#### **MOTION TO ADJOURN**

Commissioner Fernandez made a motion to adjourn the meeting at 11:28am and Commissioner Barrick seconded the motion. Motion carried unanimously.

Prepared by J. Hall.

---

Jonathan Hall

---

Ricardo Fernandez

**ALSO PRESENT:**

Earl Miller – NIP  
Wendy Wiebalk – NIP  
David Springer – NIP Group  
Steve Edwards - BGIA  
Robert Persico – NIP  
James Renner – NIP  
Jonathan Hall – NIP  
Anthony Ven Graitis – NIP  
Wendy Wiebalk – NIP  
Conrad Cyriax – NIP Group  
Rob Smith – NIP  
Debbie Perillo – NIP  
Viviana Lam – City of Passaic  
Maria J. Rivera – City of Perth Amboy  
Kathleen Guze – D & H Alternative  
Wayne Dietz – D & H Alternative  
Michael O’Connell – Pringle Quinn Anzano  
Naiima Horsley-Fauntleroy  
Anthony Amadeo- NIP  
Patrick DeBlasio – Treasurer  
Nancy Fowlkes – InservCo  
Patti Fahy – Reliance  
Kim Schwaikert – InservCo  
Zach Edelman – Fairview Insurance  
Peter Soriero – Allied Risk Management  
Andrew Hodulik – Hodulik & Morrison PA  
Francis J. Kelly – BGIA  
George Crosby – BGIA  
Ed Fox  
Damaris Gonzales – West New York

- **MEMBER UPDATES – in Alphabetical Order**
  - City of East Orange
  - City of Passaic
  - City of Perth Amboy
  - City of Plainfield
  - Borough of Roselle
  - Township of Teaneck
  - Town of West New York
  
- **TREASURER’S REPORT (Patrick DeBlasio)**
  
- **NEW BUSINESS**
  
- **ADJOURNMENT**



September 29, 2015

MEMO TO: INSURANCE FUND CHAIRMAN FERNANDEZ

FROM: PATRICK J. DEBLASIO, CPA, CMFO, CGFM, -FUND TREASURER

Please be advised that the following is an update of the status of the Public Entity Joint Insurance Fund:

		<u>July</u> <u>2015</u>	<u>August</u> <u>2015</u>
Beginning Cash Balance	Operating Account-Bank of America	\$ 886,076.98	\$ 748,031.08
	Claims Fiduciary Account-Bank of America	10,167.19	10,167.19
	Claims-TD Bank	5,744.50	12,505.61
	Custodial-Investments	23,583.79	699,462.86
		-	-
	Total Balance	<u>\$ 925,572.46</u>	<u>\$ 1,470,166.74</u>
<b>Receipts:</b>			
	Operating Account-Bank of America	\$ 1,570,173.50	\$ 214,786.08
	D&H Claims Fiduciary Account-Bank of America	31,223.17	33,844.36
	Claims-TD Bank	60,500.00	26,527.50
	Custodial-Interest Income	675,879.07	250,000.00
		-	-
Total Receipts		<u>\$ 2,337,775.74</u>	<u>\$ 525,157.94</u>
<b>Disbursements:</b>			
	Operating Account-Bank of America	\$ (1,708,219.40)	\$ (662,996.69)
	D&H Claims Fiduciary Account-Bank of America	(31,223.17)	(33,844.36)
	Claims-TD Bank	(53,738.89)	(1,645.42)
	Custodial-Investments	-	(935,597.32)
		-	-
Total Disbursements		<u>\$ (1,793,181.46)</u>	<u>\$ (1,634,083.79)</u>
Ending Cash Balance	Operating Account-Bank of America	\$ 748,031.08	\$ 299,820.47
	Claims Fiduciary Account-Bank of America	10,167.19	10,167.19
	Claims-TD Bank	12,505.61	37,387.69
	Custodial-Investments	699,462.86	13,865.54
		-	-
Total Cash Account Balance		<u>\$ 1,470,166.74</u>	<u>\$ 361,240.89</u>
Beginning Investment Balance		\$ 1,978,445.06	\$ 1,803,187.56
Change in accrued Income		(349.50)	1,663.99
Change in Unrealized gain		688.15	(1,258.73)
Income Received		1,051.62	(572.69)
Realized Gain/Loss		(768.70)	(378.00)
Transfer to/From Custodial Account		(175,879.07)	935,642.32
		-	-
Total Investment Account		<u>\$ 1,803,187.56</u>	<u>\$ 2,738,284.45</u>
Ending Cash and Investment Balance		<u><u>\$ 3,273,354.30</u></u>	<u><u>\$ 3,099,525.34</u></u>





**BANK RECONCILIATION**

ACCT.NAME Bank of America  
 BANK/ACCT# Custody Investment Acct -602553.1  
 From 08/01/15 To 08/31/15  
 DATE 08/01/15 08/31/15

BOOK BALANCE AS OF	08/01/15 \$	2,500,789.36
ADD DEPOSITS (PER BANK LEDGER)		1,183,432.90
SUBTRACT:DISBURSEMENTS(PER BANK LEDGER)		935,597.32
BOOK BALANCE AS OF	08/31/15 \$	2,748,624.94

BALANCE PER BANK STATEMENT	08/31/15	\$2,748,624.94
----------------------------	----------	----------------

ADD: DEPOSIT IN TRANSIT  
 DATE AMOUNT

TOTAL	0.00	0.00
-------	------	------

SUBTRACT: CHECKS OUTSTANDING  
 DATE CHECK# AMOUNT

TOTAL	0.00	0.00
-------	------	------

LIST ITEMS IN LEDGER NOT ON STATEMENT

DATE AMOUNT

TOTAL	\$ -	0.00
-------	------	------

LIST ITEMS ON STATEMENT NOT IN LEDGER

DATE AMOUNT

TOTAL	-	0.00
-------	---	------

ADJUSTED BANK BALANCE(BOOK BAL)AS OF	08/31/15	2,748,624.94
--------------------------------------	----------	--------------

Difference	0.00
------------	------

PREPARED BY Patrick J. DeBlasio, CPA REVIEWED BY Mary Foulks



**BANK RECONCILIATION**

ACCT.NAME Bank of America  
 BANK/ACCT# Claims/Operating Account -3810-3273-1969  
 From 08/01/15 To 08/31/15  
 DATE 08/01/15 08/31/15

BOOK BALANCE AS OF	08/01/15 \$	748,031.08
ADD DEPOSITS (PER BANK LEDGER)		214,786.08
SUBTRACT:DISBURSEMENTS(PER BANK LEDGER)		662,996.69
BOOK BALANCE AS OF	08/31/15 \$	299,820.47

BALANCE PER BANK STATEMENT	08/31/15	\$299,820.47
----------------------------	----------	--------------

ADD: DEPOSIT IN TRANSIT  
 DATE AMOUNT

TOTAL	0.00	0.00
-------	------	------

SUBTRACT: CHECKS OUTSTANDING  
 DATE CHECK# AMOUNT

TOTAL	0.00	0.00
-------	------	------

LIST ITEMS IN LEDGER NOT ON STATEMENT

DATE AMOUNT

TOTAL	\$ -	0.00
-------	------	------

LIST ITEMS ON STATEMENT NOT IN LEDGER  
 DATE AMOUNT

TOTAL	-	0.00
-------	---	------

ADJUSTED BANK BALANCE(BOOK BAL)AS OF	08/31/15	299,820.47
--------------------------------------	----------	------------

Difference	0.00
------------	------

PREPARED BY Patrick J. DeBlasio, CPA REVIEWED BY Mary Foulks



**BANK RECONCILIATION**

	ACCT.NAME	TD Bank	
	BANK/ACCT#	Claims Acct -430-2862184	
	DATE	From	To
		08/01/15	08/31/15
BOOK BALANCE AS OF	08/01/15	\$	12,505.61
ADD DEPOSITS (PER BANK LEDGER)			26,527.50
SUBTRACT:DISBURSEMENTS(PER BANK LEDGER)			1,645.42
BOOK BALANCE AS OF	08/31/15	\$	37,387.69
<hr/>			
BALANCE PER BANK STATEMENT	08/31/15		\$11,290.10
ADD: DEPOSIT IN TRANSIT			
DATE	AMOUNT		
8/31/2015	\$26,097.59		
	<b>TOTAL</b>	<b>26,097.59</b>	<b>26,097.59</b>
SUBTRACT: CHECKS OUTSTANDING			
DATE	CHECK#	AMOUNT	
	<b>TOTAL</b>		<b>0.00</b>
LIST ITEMS IN LEDGER NOT ON STATEMENT			
DATE	AMOUNT		
	<b>TOTAL</b>	<b>\$ -</b>	<b>0.00</b>
LIST ITEMS ON STATEMENT NOT IN LEDGER			
DATE	AMOUNT		
	<b>TOTAL</b>	<b>-</b>	<b>0.00</b>
ADJUSTED BANK BALANCE(BOOK BAL)AS OF	08/31/15		37,387.69
		Difference	0.00

PREPARED BY Patrick J. DeBlasio, CPA REVIEWED BY Mary Foulks



**BANK RECONCILIATION**

ACCT.NAME	Bank of America		
BANK/ACCT#	D & H Claims Fiduciary Acct -3810-3273-4856		
	From		To
DATE	08/01/15		08/31/15

BOOK BALANCE AS OF	08/01/15	\$	10,167.19
ADD DEPOSITS (PER BANK LEDGER)			33,844.36
SUBTRACT:DISBURSEMENTS(PER BANK LEDGER)			33,844.36
BOOK BALANCE AS OF	08/31/15	\$	10,167.19

BALANCE PER BANK STATEMENT	08/31/15		\$12,513.25
----------------------------	----------	--	-------------

ADD: DEPOSIT IN TRANSIT  
DATE      AMOUNT

TOTAL	0.00		0.00
-------	------	--	------

SUBTRACT: CHECKS OUTSTANDING

DATE	CHECK#	AMOUNT
08/31/15	check run	2,346.06

TOTAL	2,346.06		(2,346.06)
-------	----------	--	------------

LIST ITEMS IN LEDGER NOT ON STATEMENT

DATE      AMOUNT

TOTAL	\$ -		0.00
-------	------	--	------

LIST ITEMS ON STATEMENT NOT IN LEDGER

DATE      AMOUNT

TOTAL	-		0.00
-------	---	--	------

ADJUSTED BANK BALANCE(BOOK BAL)AS OF	08/31/15		10,167.19
--------------------------------------	----------	--	-----------

Difference	0.00
------------	------

PREPARED BY Patrick J. DeBlasio, CPA      REVIEWED BY Mary Foulks



August 31, 2015

MEMO TO: INSURANCE FUND CHAIRMAN FERNANDEZ

FROM: PATRICK J. DEBLASIO, CPA, CMFO, CGFM, -FUND TREASURER

Please be advised that the following is an update of the status of the Public Entity Joint Insurance Fund:

		<u>June</u> <u>2015</u>	<u>July</u> <u>2015</u>
Beginning Cash Balance	Operating Account-Bank of America	\$ 255,889.98	\$ 886,076.98
	Claims Fiduciary Account-Bank of America	10,167.19	10,167.19
	Claims-TD Bank	5,862.56	5,744.50
	Custodial-Investments	22,311.32	23,583.79
		-	-
	Total Balance	<u>\$ 294,231.05</u>	<u>\$ 925,572.46</u>
<b>Receipts:</b>			
	Operating Account-Bank of America	\$ 723,100.00	\$ 1,570,173.50
	D&H Claims Fiduciary Account-Bank of America	67,744.97	31,223.17
	Claims-TD Bank	2,691.99	60,500.00
	Custodial-Interest Income	1,272.47	675,879.07
		-	-
Total Receipts		<u>\$ 794,809.43</u>	<u>\$ 2,337,775.74</u>
<b>Disbursements:</b>			
	Operating Account-Bank of America	\$ (92,913.00)	\$ (1,708,219.40)
	D&H Claims Fiduciary Account-Bank of America	(67,744.97)	(31,223.17)
	Claims-TD Bank	(2,810.05)	(53,738.89)
	Custodial-Investments	-	-
Total Disbursements		<u>\$ (163,468.02)</u>	<u>\$ (1,793,181.46)</u>
Ending Cash Balance	Operating Account-Bank of America	\$ 886,076.98	\$ 748,031.08
	Claims Fiduciary Account-Bank of America	10,167.19	10,167.19
	Claims-TD Bank	5,744.50	12,505.61
	Custodial-Investments	23,583.79	699,462.86
		-	-
Total Cash Account Balance		<u>\$ 925,572.46</u>	<u>\$ 1,470,166.74</u>
Beginning Investment Balance		\$ 1,979,461.66	\$ 1,978,445.06
	Change in accrued Income	(565.10)	(349.50)
	Change in Unrealized gain	64.13	688.15
	Income Received	1,241.89	1,051.62
	Realized Gain/Loss	(485.05)	(768.70)
	Transfer to/From Custodial Account	(1,272.47)	(175,879.07)
Total Investment Account		<u>\$ 1,978,445.06</u>	<u>\$ 1,803,187.56</u>
Ending Cash and Investment Balance		<u><u>\$ 2,904,017.52</u></u>	<u><u>\$ 3,273,354.30</u></u>



**BANK RECONCILIATION**

ACCT.NAME Bank of America  
 BANK/ACCT# Custody Investment Acct -602553.1  
 From 07/01/15 To 07/31/15  
 DATE

BOOK BALANCE AS OF	07/01/15 \$	1,999,818.29
ADD DEPOSITS (PER BANK LEDGER)		675,879.07
SUBTRACT:DISBURSEMENTS(PER BANK LEDGER)		174,908.00
BOOK BALANCE AS OF	07/31/15 \$	2,500,789.36

BALANCE PER BANK STATEMENT 07/31/15 \$2,500,789.36

ADD: DEPOSIT IN TRANSIT  
 DATE AMOUNT

TOTAL 0.00 0.00

SUBTRACT: CHECKS OUTSTANDING  
 DATE CHECK# AMOUNT

TOTAL 0.00 0.00

LIST ITEMS IN LEDGER NOT ON STATEMENT

DATE AMOUNT

TOTAL \$ - 0.00

LIST ITEMS ON STATEMENT NOT IN LEDGER

DATE AMOUNT

TOTAL - 0.00

ADJUSTED BANK BALANCE(BOOK BAL)AS OF 07/31/15 2,500,789.36

Difference 0.00

PREPARED BY Patrick J. DeBlasio, CPA REVIEWED BY Mary Foulks



**BANK RECONCILIATION**

ACCT.NAME Bank of America  
 BANK/ACCT# D & H Claims Fiduciary Acct -3810-3273-4856  
 From 07/01/54 To 07/31/15  
 DATE

BOOK BALANCE AS OF	07/01/54 \$	10,167.19
ADD DEPOSITS (PER BANK LEDGER)		31,223.17
SUBTRACT:DISBURSEMENTS(PER BANK LEDGER)		31,223.17
BOOK BALANCE AS OF	07/31/15 \$	10,167.19

BALANCE PER BANK STATEMENT 07/31/15 \$31,104.09

ADD: DEPOSIT IN TRANSIT  
 DATE AMOUNT

TOTAL 0.00 0.00

SUBTRACT: CHECKS OUTSTANDING

DATE CHECK# AMOUNT  
 Various Various-List 20,936.90

TOTAL 20,936.90 (20,936.90)

LIST ITEMS IN LEDGER NOT ON STATEMENT

DATE AMOUNT

TOTAL \$ - 0.00

LIST ITEMS ON STATEMENT NOT IN LEDGER

DATE AMOUNT

TOTAL - 0.00

ADJUSTED BANK BALANCE(BOOK BAL)AS OF 07/31/15 10,167.19

Difference 0.00

PREPARED BY Patrick J. DeBlasio, CPA REVIEWED BY Mary Foulks



**BANK RECONCILIATION**

ACCT.NAME Bank of America  
 BANK/ACCT# Claims/Operating Account -3810-3273-1969  
 DATE From 07/01/15 To 07/31/15

BOOK BALANCE AS OF	07/01/15 \$	886,076.98
ADD DEPOSITS (PER BANK LEDGER)		1,570,173.50
SUBTRACT:DISBURSEMENTS(PER BANK LEDGER)		1,708,219.40
BOOK BALANCE AS OF	07/31/15 \$	748,031.08

BALANCE PER BANK STATEMENT 07/31/15 \$763,015.89

ADD: DEPOSIT IN TRANSIT  
 DATE AMOUNT

TOTAL 0.00 0.00

SUBTRACT: CHECKS OUTSTANDING

DATE	CHECK#	AMOUNT
07/20/15	206	496.00
	209	833.33
	210	1,000.00
	212	500.00
	213	10,242.15
	214	240.00
	215	833.33
	216	840.00

TOTAL 14,984.81 (14,984.81)

LIST ITEMS IN LEDGER NOT ON STATEMENT

DATE AMOUNT

TOTAL \$ - 0.00

LIST ITEMS ON STATEMENT NOT IN LEDGER

DATE AMOUNT

TOTAL - 0.00

ADJUSTED BANK BALANCE(BOOK BAL)AS OF 07/31/15 748,031.08

Difference 0.00

PREPARED BY Patrick J. DeBlasio, CPA REVIEWED BY Mary Foulks





**BANK RECONCILIATION**

ACCT.NAME TD Bank  
 BANK/ACCT# Claims Acct -430-2862184  
 From 07/01/15 To 07/31/15  
 DATE

BOOK BALANCE AS OF	07/01/15 \$	5,744.50
ADD DEPOSITS (PER BANK LEDGER)		60,500.00
SUBTRACT:DISBURSEMENTS(PER BANK LEDGER)		53,738.89
BOOK BALANCE AS OF	07/31/15 \$	12,505.61

BALANCE PER BANK STATEMENT 07/31/15 \$12,505.61

ADD: DEPOSIT IN TRANSIT  
 DATE AMOUNT

TOTAL 0.00 0.00

SUBTRACT: CHECKS OUTSTANDING

DATE CHECK# AMOUNT  
 Various Various -

TOTAL 0.00 0.00

LIST ITEMS IN LEDGER NOT ON STATEMENT

DATE AMOUNT

TOTAL \$ - 0.00

LIST ITEMS ON STATEMENT NOT IN LEDGER

DATE AMOUNT

TOTAL - 0.00

ADJUSTED BANK BALANCE(BOOK BAL)AS OF 07/31/15 12,505.61

Difference 0.00

PREPARED BY Patrick J. DeBlasio, CPA REVIEWED BY Mary Foulks



**RESOLUTION NO. 25-15**

**PUBLIC ENTITY JOINT INSURANCE FUND**  
(Hereinafter the “FUND”)

**APPROVING CERTAIN DISBURSEMENTS**

**WHEREAS**, the Bylaws of the PEJIF require that the Fund Commissioners approve all disbursements by a majority vote, and

**WHEREAS**, the attached bill of items sets forth certain bills or demands for monies;

**NOW, THEREFORE BE IT RESOLVED**, by the FUND’s Board of Fund Commissioners that the attached bill of items totaling **\$200,069.02** is approved for payment.

**Adopted: *this day by the Board of Fund Commissioners***

\_\_\_\_\_  
Chairman

\_\_\_\_\_  
September 29<sup>th</sup>, 2015  
Date

\_\_\_\_\_  
Secretary

\_\_\_\_\_  
September 29<sup>th</sup>, 2015  
Date



**RESOLUTION NO. 26-15**

**PUBLIC ENTITY JOINT INSURANCE FUND**  
(Hereinafter referred to as the “FUND”)

**APPROVING CLAIMS PAYMENTS**

BE IT RESOLVED by the Board of Fund Commissioners of the Public Entity Joint Insurance Fund, that confirmation and authorization approval is made in issuance of the attached claims payments totaling **\$618,221** against the fund.

**ADOPTED:** *this day before the Board of Fund Commissioners:*

\_\_\_\_\_  
Chairman

\_\_\_\_\_  
Date

September 29<sup>th</sup>, 2015

\_\_\_\_\_  
Secretary

\_\_\_\_\_  
Date

September 29<sup>th</sup>, 2015



PEJIF MONTHLY PAYMENTS			
YEAR	2015	2015	
MONTH	July	August	
<i>D&amp;H</i>	Amount	Amount	Comments
<b>PASSAIC</b>			
WC	30,202	16,982	
LIABILITY, PROP & APD	13,913	9,920	
<i>D&amp;H</i>			
<b>PERTH AMBOY</b>			
WC	13,378	12,916	
LIABILITY & PROP	19,412	6,714	
<i>Inservco</i>			
<b>PLAINFIELD</b>			
WC	89,917	36,600	
LIABILITY & PROP	120,703	19,902	
<i>D&amp;H</i>			
<b>WNY</b>			
WC	26,261	13,249	
LIABILITY & PROP	13,435	10,411	
<i>NIP &amp; D&amp;H</i>			
<b>Roselle</b>			
WC	44,264	4,774	
Liability & Prop	0	0	
<i>NIP &amp; Inservco</i>			
<b>East Orange</b>			
WC	57,388	**	CRC Took over 7/1/15, we will be brought current going forward
Liability & Prop	3,675	**	
<i>D&amp;H</i>			
<b>Teaneck</b>			
WC	34,138	19,595	
Liability & Prop	473.80	0.00	
<b>PEJIF Total for the month</b>	467,158	151,063 *	

# ***Public Entity Joint Insurance Fund***

***MONTHLY INVESTMENT REPORT***

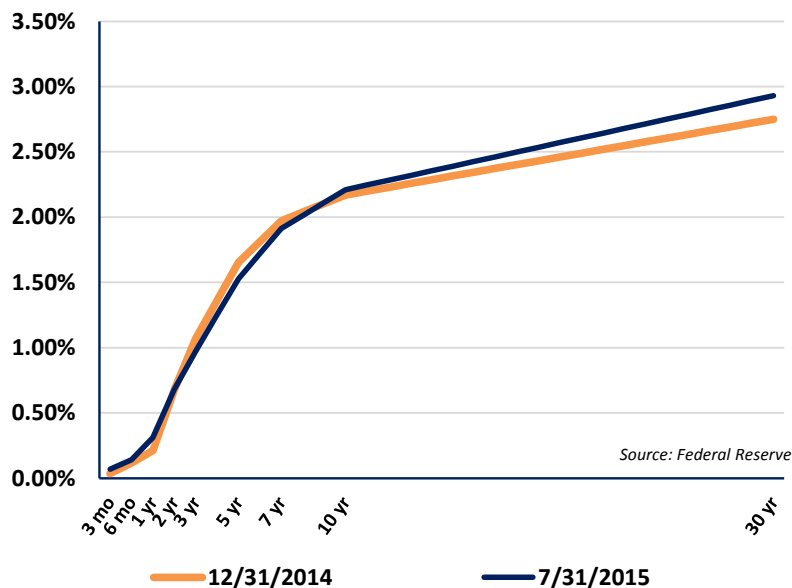
***AS OF 7/31/2015***



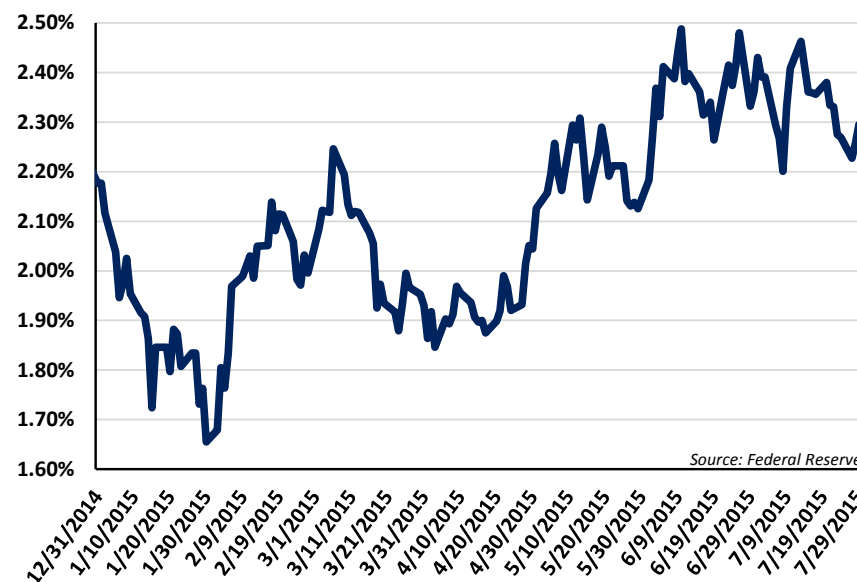
**Prime Advisors, Inc.**

# Treasury Yields and World Bond Yields

## Treasury Yield Curves



## 10 Year Yields in 2015



## US Treasury Yields

	12/31/2014	7/31/2015
<b>3 Month</b>	0.04%	0.07%
<b>2 Year</b>	0.68%	0.68%
<b>3 Year</b>	1.07%	0.97%
<b>10 Year</b>	2.17%	2.21%
<b>30 Year</b>	2.75%	2.93%

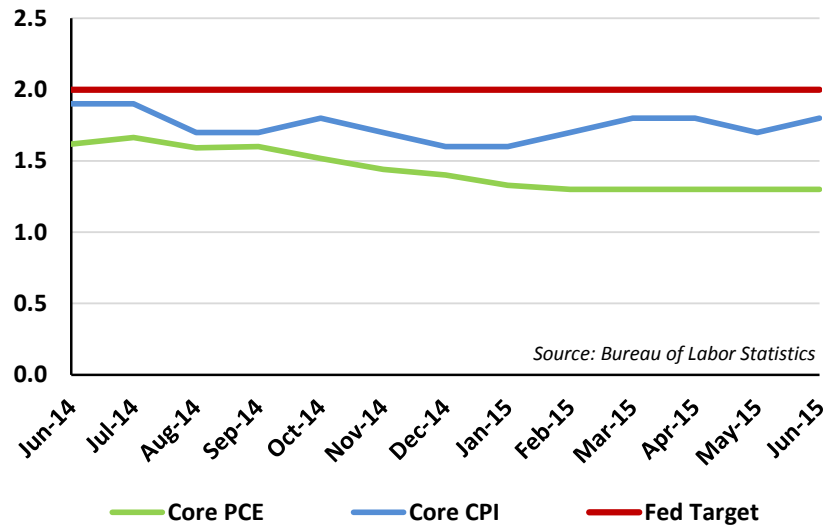
## World Bond Yields

As of 07/31/2015	2 year	10 year
<b>US</b>	0.68%	2.21%
<b>UK</b>	0.57%	1.88%
<b>Germany</b>	-0.23%	0.64%
<b>France</b>	-0.18%	0.94%
<b>Italy</b>	0.10%	1.77%
<b>Spain</b>	0.12%	1.84%
<b>Portugal</b>	0.38%	2.39%
<b>Japan</b>	0.01%	0.42%

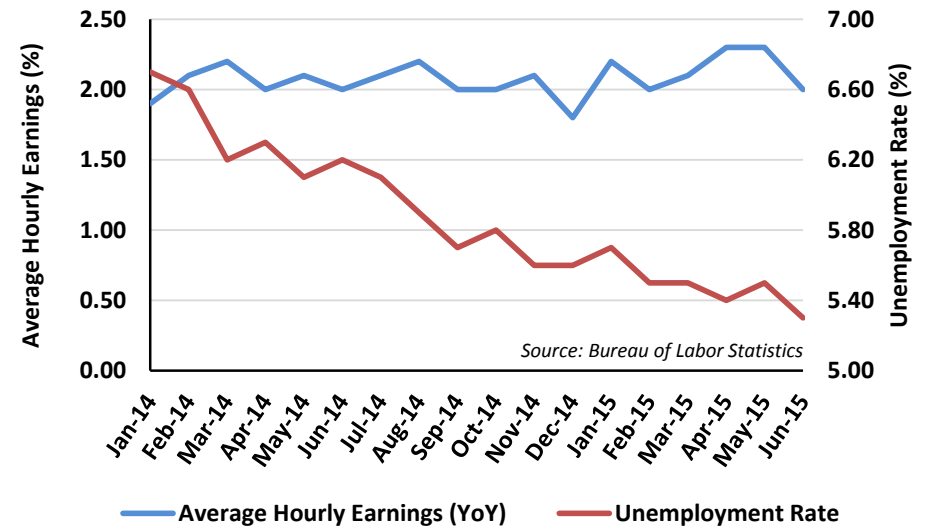
Source: Federal Reserve, Bloomberg

# Key Fed Indicators

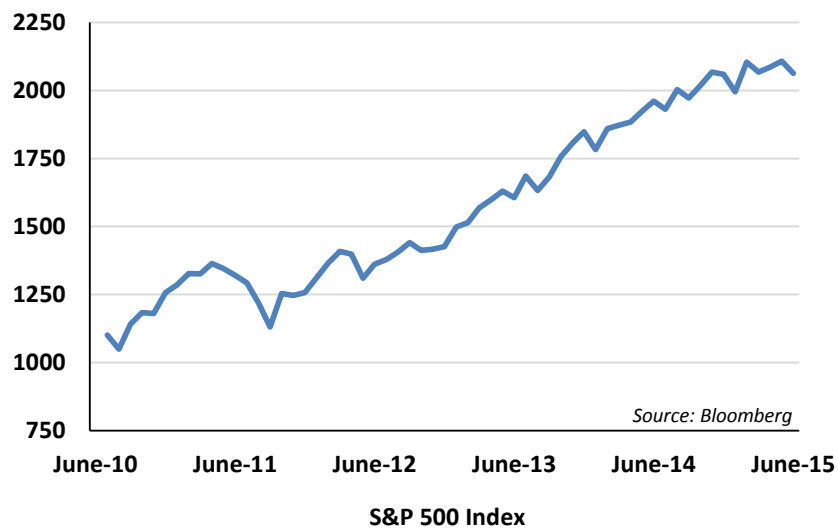
## Inflation



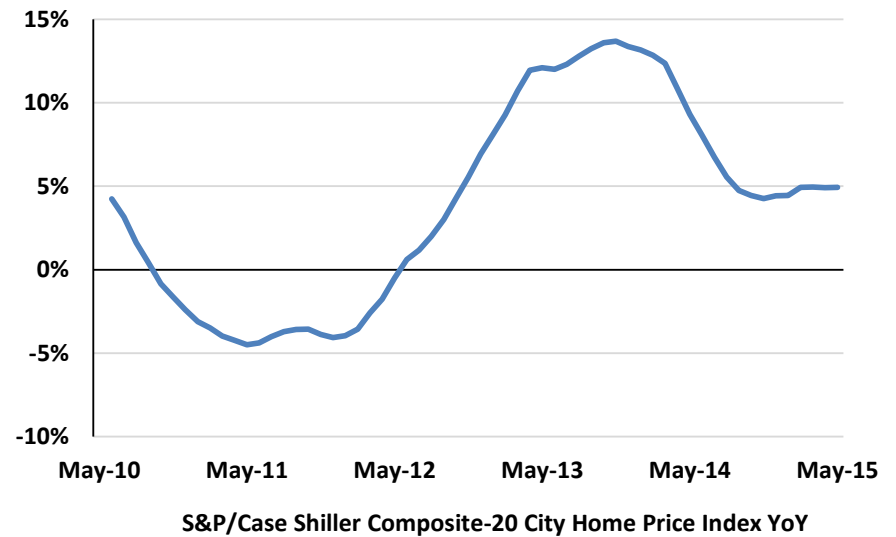
## Employment



## Equity Market



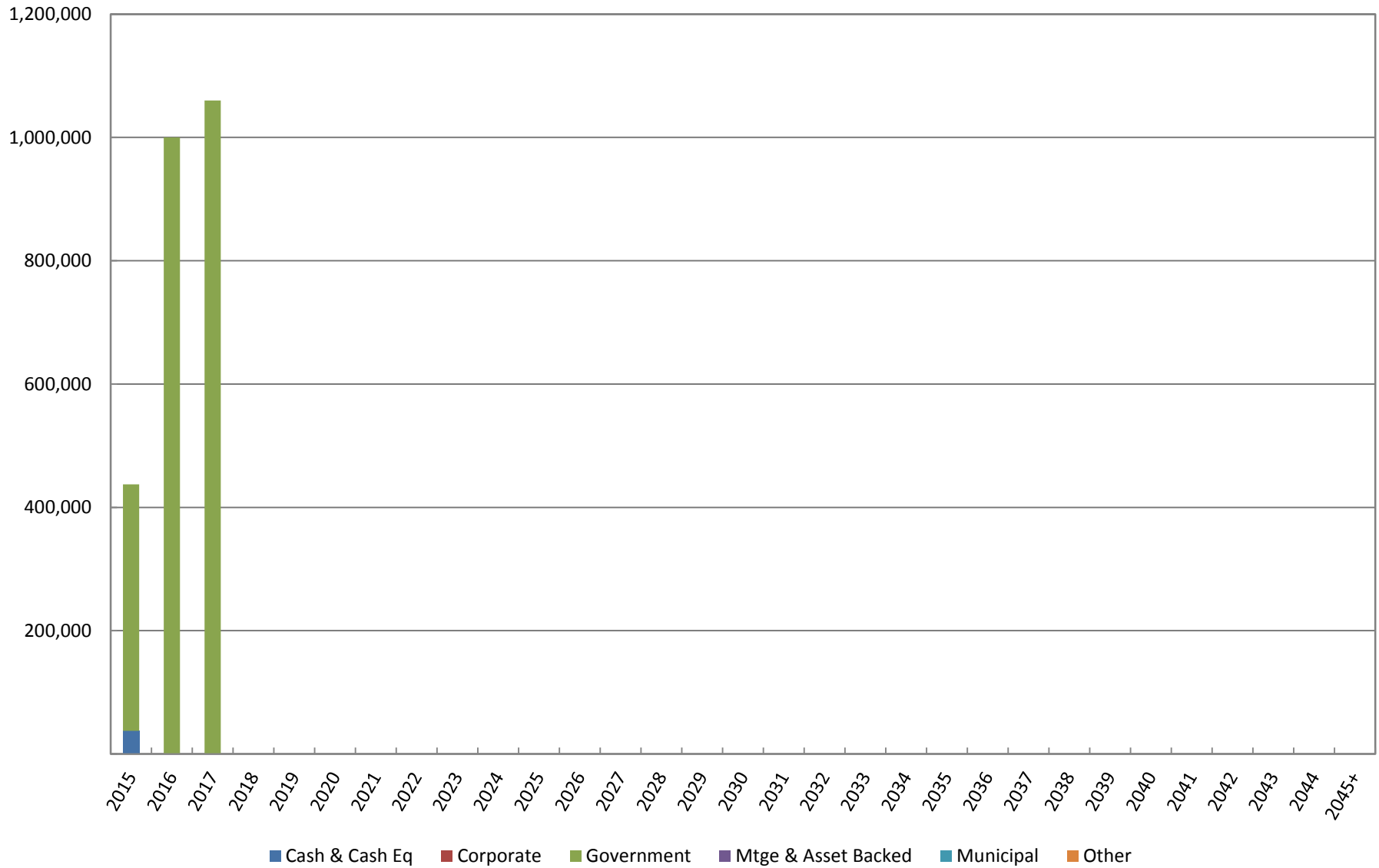
## Housing





## Maturity Schedule By Weighted Average Life

---



## Effective Maturity Schedule

Year	Book Value	Tax Equiv. Book Yield	% of Total Book Value
2015	400,110	0.22	16%
2016	1,001,096	0.34	41%
2017	1,060,895	0.58	43%
2018+	0	0.00	0%
<b>Subtotal</b>	<b>2,462,101</b>	<b>0.42</b>	<b>100%</b>
(inc. ABS, Agcy, CMBS, Corp, Muni, UST)			
MBS	0	0.00	0%
<b>TOTAL</b>	<b>2,462,101</b>	<b>0.42</b>	<b>100%</b>

## Portfolio Changes

Public Entity Joint Insurance Fund	09/30/2014	12/31/2014	03/31/2015	06/30/2015	07/31/2015
<b>Treasury Yields</b>					
2 yr Treasury Yield	0.59%	0.68%	0.56%	0.64%	0.68%
5 yr Treasury Yield	1.78%	1.66%	1.38%	1.63%	1.55%
10 yr Treasury Yield	2.51%	2.17%	1.93%	2.33%	2.21%
<b>Book Statistics</b>					
Tax-Equivalent Book Yield	0.17%	0.17%	0.17%	0.29%	0.41%
Book Value (\$)	999,661	999,476	1,000,513	1,999,958	2,499,604
Projected Tax-Equivalent Income, next 12 months (\$)	1,694	1,693	1,692	5,885	10,369
Unrealized Gains/(Losses) (\$)	208	(54)	192	136	(2)
YTD Realized Gains/(Losses) (\$)	0	0	0	0	0
<b>Portfolio Risk Statistics</b>					
Effective Duration	0.82	0.57	0.33	0.73	1.10
Convexity	0.01	0.01	0.00	0.01	0.02
Weighted Average Life	0.82	0.57	0.33	0.73	1.10
Average Rating	AA+	AAA	AAA	AAA	AAA
<b>Portfolio Sector Allocation</b>					
Treasury	38%	38%	37%	69%	82%
Agency	60%	60%	60%	30%	16%
Corporate	0%	0%	0%	0%	0%
Taxable Municipal	0%	0%	0%	0%	0%
Tax-exempt Municipal	0%	0%	0%	0%	0%
Mortgage Pass-Through	0%	0%	0%	0%	0%
CMOs	0%	0%	0%	0%	0%
ARMs	0%	0%	0%	0%	0%
Asset Backed	0%	0%	0%	0%	0%
CMBS	0%	0%	0%	0%	0%
Cash & Cash Equivalents	2%	2%	2%	1%	2%

# Performance

---

**Tax-Equivalent Total Return**  
**as of 07/31/2015**  
**Inception Date: 08/01/2014**

	<b>Prime</b>	<b>Benchmark</b>	<b>Difference</b>
Previous Month	0.02%	0.02%	0.00%
Quarter to Date	0.02%	0.02%	0.00%
Year to Date	0.14%	0.13%	0.01%
Since Inception	0.23%	0.18%	0.05%

**Benchmark Composition:**

100.0% PEJIF Duration Matched Treasury

## Bond Purchases

Trade Date	CUSIP	Description	Security Type	S&P Rating	Moody's Rating	Coupon	Maturity Date	Call Date	Price	Cost	Pre-Tax Book Yield	Tax-Equivalent Book Yield
07/21/2015	912828B74	US TREASURY N/B	Treasury	AA+	Aaa	0.625	02/15/2017	N/A	100.09	200,173	0.57	0.57
07/31/2015	912828C73	US TREASURY N/B	Treasury	AA+	Aaa	0.875	04/15/2017	N/A	100.48	226,073	0.59	0.59
07/31/2015	912828J92	US TREASURY N/B	Treasury	AA+	Aaa	0.500	03/31/2017	N/A	99.89	224,755	0.57	0.57
07/31/2015	912828SY7	US TREASURY N/B	Treasury	AA+	Aaa	0.625	05/31/2017	N/A	99.97	209,927	0.64	0.64
<b>Total</b>										<b>860,927</b>	<b>0.59</b>	<b>0.59</b>

## Bond Sales, Calls & Maturities

Trade Date	Trade Type	CUSIP	Description	Security Type	S&P Rating	Moody's Rating	Coupon	Effective Maturity	Maturity Date	Price	Book Value	Realized Gain/(Loss)	Pre-Tax Book Yield	Tax-Equivalent Book Yield
07/02/2015	Maturity	3135G0LN1	FNMA	Agency	AA+	Aaa	0.500	07/02/2015	07/02/2015	100.00	200,000	0	0.20	0.20
07/31/2015	Maturity	912828VN7	US TREASURY	Treasury	AA+	Aaa	0.250	07/31/2015	07/31/2015	100.00	175,000	0	0.13	0.13
<b>Total</b>											<b>375,000</b>	<b>0</b>	<b>0.17</b>	<b>0.17</b>

# *Appendix*

## Detailed Portfolio Report

# Portfolio Holdings Report

CUSIP	Date Acquired	S&P Rating	Moody's Rating	Quantity	Description	Coupon	Effective Maturity	Maturity	Original Cost	Book Value	Market Value	Unrealized Gain/(Loss)	Book Yield	Market Yield	Effective Duration	Avg Life	Convexity
<b>Agency</b>																	
313383V81	07/29/2014	AA+	Aaa	200,000	FHLB	0.38	08/28/2015	08/28/2015	200,378	200,027	200,040	13	0.20	0.14	0.07	0.07	0.00
3135G0NV1	07/29/2014	AA+	Aaa	200,000	FNMA	0.50	09/28/2015	09/28/2015	200,605	200,083	200,124	41	0.24	0.11	0.16	0.16	0.01
<b>Total Agency</b>				<b>400,000</b>					<b>400,983</b>	<b>400,110</b>	<b>400,164</b>	<b>54</b>	<b>0.22</b>	<b>0.13</b>	<b>0.12</b>	<b>0.12</b>	<b>0.01</b>
<b>Money Market</b>																	
99C001734	07/02/2015			699,463	BANK OF AMERICA/MERRILL	0.00			699,463	699,463	699,463	0	0.00	0.00	0.00	0.00	
-	07/31/2015			(661,960)	Securities (Payable) / Receivable	0.00			(661,960)	(661,960)	(661,960)	0	0.00	0.00	0.00	0.00	0.00
<b>Total Money Market</b>				<b>37,503</b>					<b>37,503</b>	<b>37,503</b>	<b>37,503</b>	<b>0</b>	<b>0.00</b>	<b>0.00</b>	<b>0.00</b>	<b>0.00</b>	<b>0.00</b>
<b>Treasury</b>																	
912828B41	04/20/2015	AA+	Aaa	200,000	US TREASURY N/B	0.38	01/31/2016	01/31/2016	200,274	200,176	200,188	12	0.20	0.19	0.50	0.50	0.00
912828B74	07/21/2015	AA+	Aaa	200,000	US TREASURY N/B	0.63	02/15/2017	02/15/2017	200,173	200,170	200,246	76	0.57	0.54	1.53	1.54	0.03
912828C40	04/20/2015	AA+	Aaa	200,000	US TREASURY N/B	0.38	03/31/2016	03/31/2016	200,251	200,177	200,164	(13)	0.24	0.25	0.66	0.67	0.01
912828C73	07/31/2015	AA+	Aaa	225,000	US TREASURY N/B	0.88	04/15/2017	04/15/2017	226,073	226,073	226,046	(27)	0.59	0.60	1.70	1.71	0.04
912828F88	04/20/2015	AA+	Aaa	150,000	US TREASURY N/B	0.38	10/31/2016	10/31/2016	149,842	149,871	149,877	6	0.44	0.44	1.25	1.25	0.02
912828H29	04/27/2015	AA+	Aaa	250,000	US TREASURY N/B	0.63	12/31/2016	12/31/2016	250,655	250,554	250,483	(72)	0.47	0.49	1.42	1.42	0.03
912828H78	06/29/2015	AA+	Aaa	200,000	US TREASURY N/B	0.50	01/31/2017	01/31/2017	199,969	199,971	199,948	(23)	0.51	0.52	1.50	1.50	0.03
912828J92	07/31/2015	AA+	Aaa	225,000	US TREASURY N/B	0.50	03/31/2017	03/31/2017	224,755	224,755	224,726	(29)	0.57	0.57	1.65	1.66	0.04
912828SY7	07/31/2015	AA+	Aaa	210,000	US TREASURY N/B	0.63	05/31/2017	05/31/2017	209,927	209,927	209,914	(13)	0.64	0.65	1.82	1.83	0.04
912828WQ9	04/20/2015	AA+	Aaa	200,000	US TREASURY N/B	0.50	06/30/2016	06/30/2016	200,415	200,318	200,344	26	0.33	0.31	0.91	0.91	0.01
<b>Total Treasury</b>				<b>2,060,000</b>					<b>2,062,333</b>	<b>2,061,991</b>	<b>2,061,935</b>	<b>(56)</b>	<b>0.46</b>	<b>0.46</b>	<b>1.31</b>	<b>1.32</b>	<b>0.03</b>
<b>Grand Total</b>				<b>2,497,503</b>					<b>2,500,819</b>	<b>2,499,604</b>	<b>2,499,602</b>	<b>(2)</b>	<b>0.41</b>	<b>0.40</b>	<b>1.10</b>	<b>1.10</b>	<b>0.02</b>



# ***Public Entity Joint Insurance Fund***

***MONTHLY INVESTMENT REPORT***

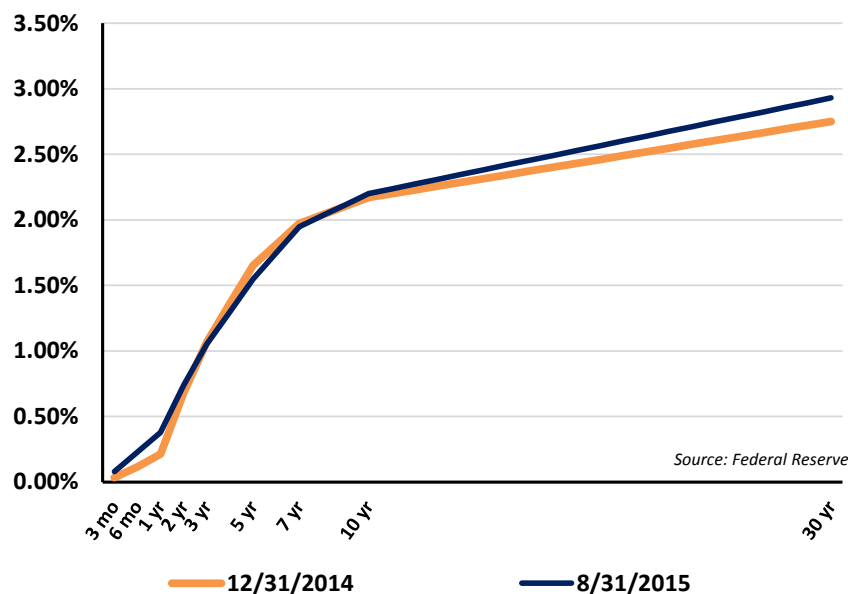
***AS OF 8/31/2015***



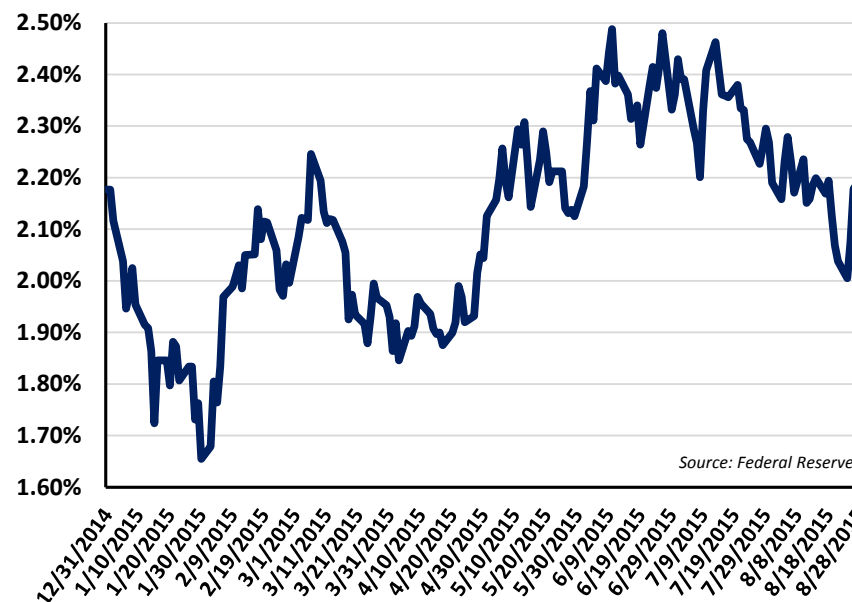
**Prime Advisors, Inc.**

# Treasury Yields and World Bond Yields

## Treasury Yield Curves



## 10 Year Yields in 2015



## US Treasury Yields

	12/31/2014	8/31/2015
<b>3 Month</b>	0.04%	0.08%
<b>2 Year</b>	0.68%	0.74%
<b>10 Year</b>	2.17%	2.20%
<b>30 Year</b>	2.75%	2.93%

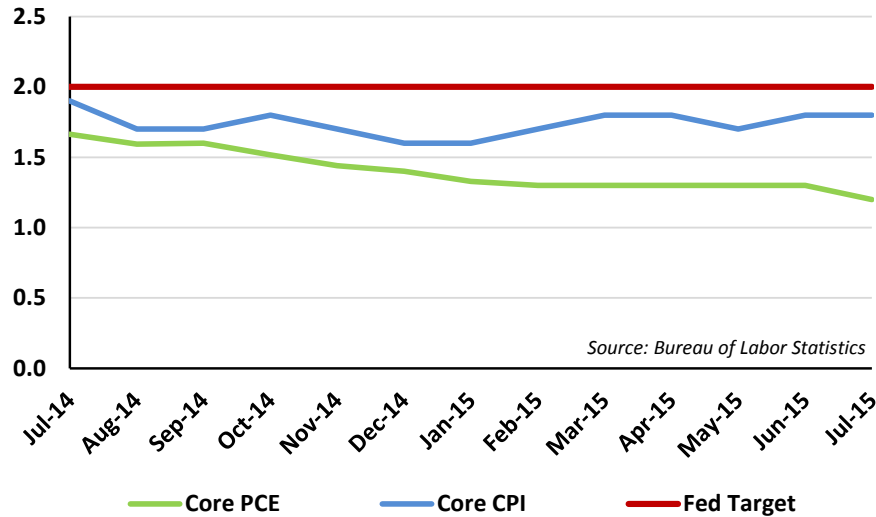
## World Bond Yields

As of 08/31/2015	2 year	10 year
<b>US</b>	0.74%	2.20%
<b>UK</b>	0.68%	1.96%
<b>Germany</b>	-0.21%	0.80%
<b>France</b>	-0.15%	1.15%
<b>Italy</b>	0.18%	1.96%
<b>Spain</b>	0.14%	2.10%
<b>Portugal</b>	0.37%	2.63%
<b>Japan</b>	0.01%	0.37%

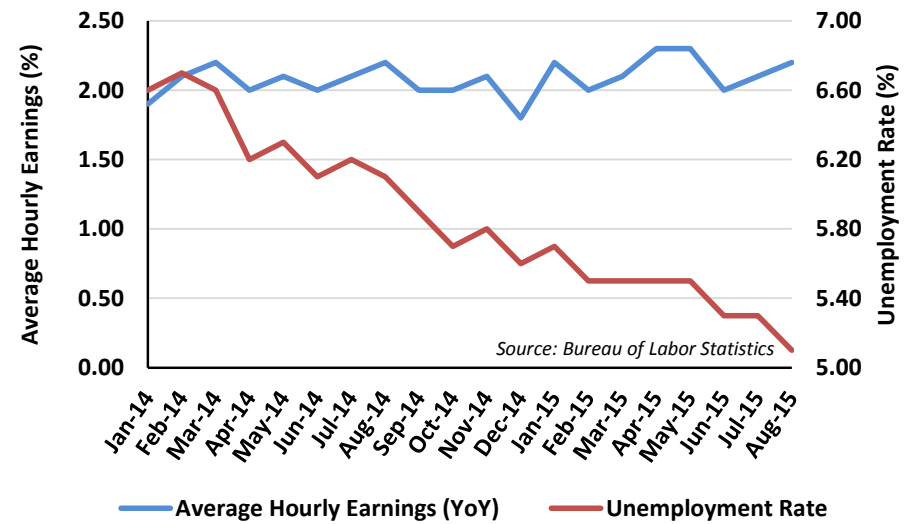
Source: Federal Reserve, Bloomberg

# Key Fed Indicators

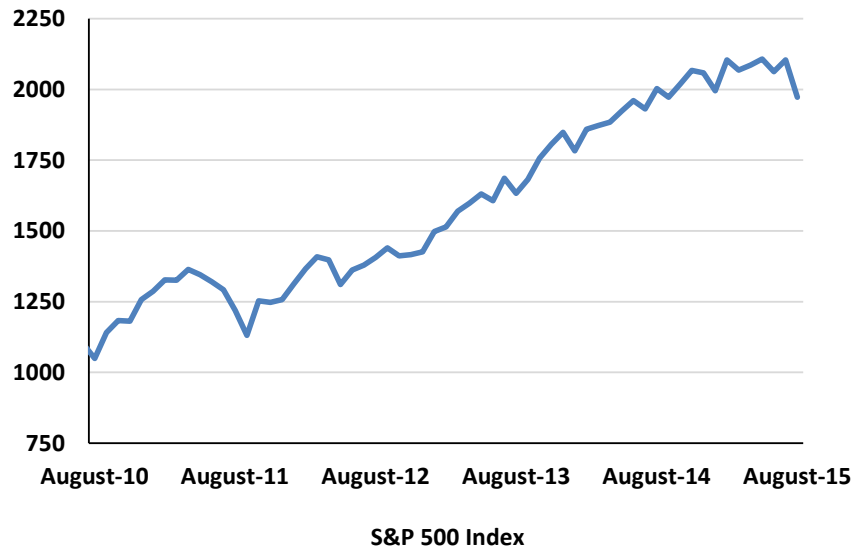
## Inflation



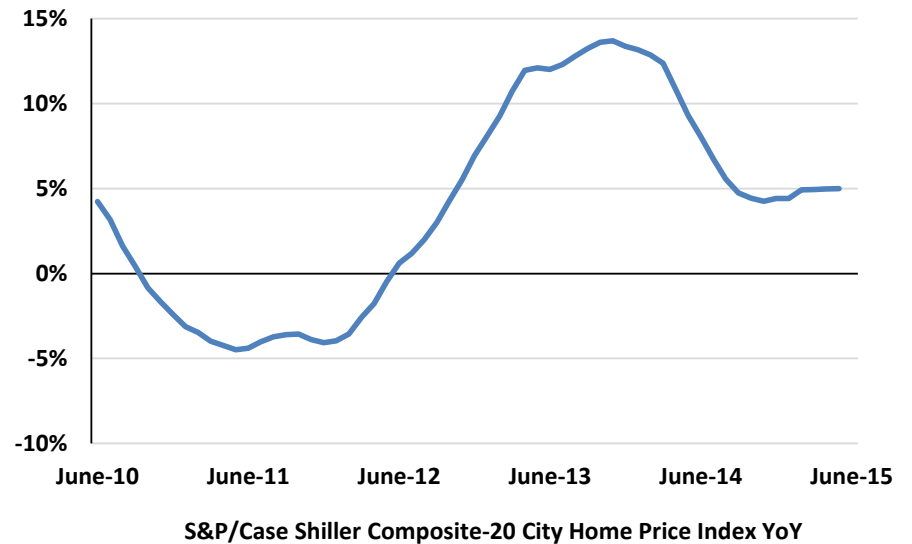
## Employment



## Equity Market

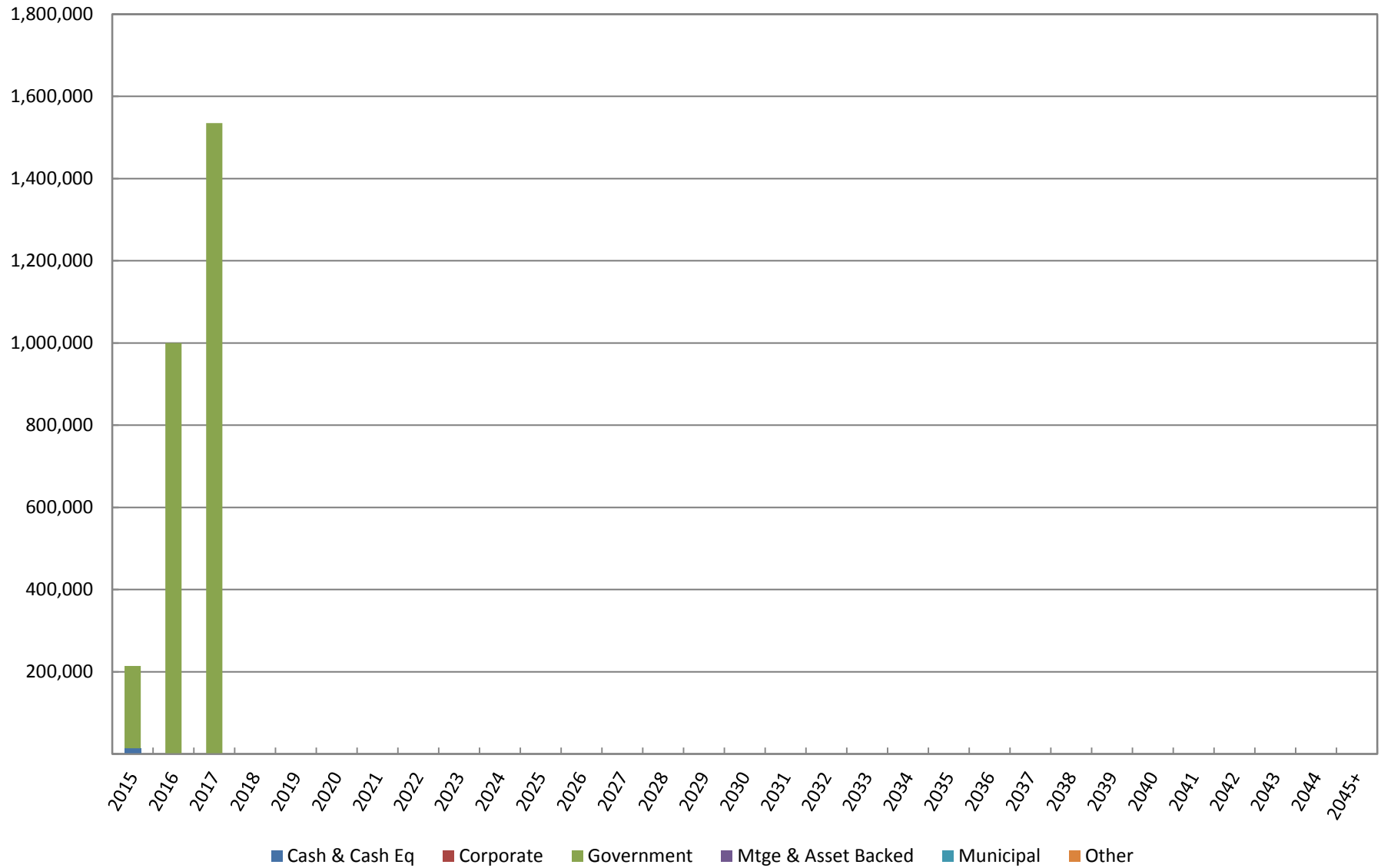


## Housing



## Maturity Schedule By Weighted Average Life

---



## Effective Maturity Schedule

Year	Book Value	Tax Equiv. Book Yield	% of Total Book Value
2015	200,039	0.24	7%
2016	1,000,990	0.34	37%
2017	1,535,178	0.62	56%
2018+	0	0.00	0%
<b>Subtotal</b>	<b>2,736,208</b>	<b>0.49</b>	<b>100%</b>
(inc. ABS, Agcy, CMBS, Corp, Muni, UST)			
MBS	0	0.00	0%
<b>TOTAL</b>	<b>2,736,208</b>	<b>0.49</b>	<b>100%</b>

## Portfolio Changes

Public Entity Joint Insurance Fund	09/30/2014	12/31/2014	03/31/2015	06/30/2015	08/31/2015
<b>Treasury Yields</b>					
2 yr Treasury Yield	0.59%	0.68%	0.56%	0.64%	0.74%
5 yr Treasury Yield	1.78%	1.66%	1.38%	1.63%	1.54%
10 yr Treasury Yield	2.51%	2.17%	1.93%	2.33%	2.20%
<b>Book Statistics</b>					
Tax-Equivalent Book Yield	0.17%	0.17%	0.17%	0.29%	0.48%
Book Value (\$)	999,661	999,476	1,000,513	1,999,958	2,750,073
Projected Tax-Equivalent Income, next 12 months (\$)	1,694	1,693	1,692	5,885	13,298
Unrealized Gains/(Losses) (\$)	208	(54)	192	136	(1,433)
YTD Realized Gains/(Losses) (\$)	0	0	0	0	0
<b>Portfolio Risk Statistics</b>					
Effective Duration	0.82	0.57	0.33	0.73	1.24
Convexity	0.01	0.01	0.00	0.01	0.02
Weighted Average Life	0.82	0.57	0.33	0.73	1.25
Average Rating	AA+	AAA	AAA	AAA	AAA
<b>Portfolio Sector Allocation</b>					
Treasury	38%	38%	37%	69%	92%
Agency	60%	60%	60%	30%	7%
Corporate	0%	0%	0%	0%	0%
Taxable Municipal	0%	0%	0%	0%	0%
Tax-exempt Municipal	0%	0%	0%	0%	0%
Mortgage Pass-Through	0%	0%	0%	0%	0%
CMOs	0%	0%	0%	0%	0%
ARMs	0%	0%	0%	0%	0%
Asset Backed	0%	0%	0%	0%	0%
CMBS	0%	0%	0%	0%	0%
Cash & Cash Equivalents	2%	2%	2%	1%	1%

# Performance

---

**Tax-Equivalent Total Return  
as of 08/31/2015  
Inception Date: 08/01/2014**

	<b>Prime</b>	<b>Benchmark</b>	<b>Difference</b>
Previous Month	-0.03%	-0.01%	-0.01%
Quarter to Date	-0.01%	0.01%	-0.01%
Year to Date	0.12%	0.12%	0.00%
Since Inception	0.19%	0.16%	0.03%

**Benchmark Composition:**

100.0% PEJIF Duration Matched Treasury

## Bond Purchases

Trade Date	CUSIP	Description	Security Type	S&P Rating	Moody's Rating	Coupon	Maturity Date	Call Date	Price	Cost	Pre-Tax Book Yield	Tax-Equivalent Book Yield
07/21/2015	912828B74	US TREASURY N/B	Treasury	AA+	Aaa	0.625	02/15/2017	N/A	100.09	200,173	0.57	0.57
07/31/2015	912828C73	US TREASURY N/B	Treasury	AA+	Aaa	0.875	04/15/2017	N/A	100.48	226,073	0.59	0.59
07/31/2015	912828J92	US TREASURY N/B	Treasury	AA+	Aaa	0.500	03/31/2017	N/A	99.89	224,755	0.57	0.57
07/31/2015	912828SY7	US TREASURY N/B	Treasury	AA+	Aaa	0.625	05/31/2017	N/A	99.97	209,927	0.64	0.64
08/14/2015	912828XJ4	US TREASURY N/B	Treasury	AA+	Aaa	0.625	06/30/2017	N/A	99.82	249,552	0.72	0.72
08/28/2015	912828XP0	US TREASURY N/B	Treasury	AA+	Aaa	0.625	07/31/2017	N/A	99.89	224,763	0.68	0.68
<b>Total</b>										<b>1,335,242</b>	<b>0.63</b>	<b>0.63</b>



## Bond Sales, Calls & Maturities

Trade Date	Trade Type	CUSIP	Description	Security Type	S&P Rating	Moody's Rating	Coupon	Effective Maturity	Maturity Date	Price	Book Value	Realized Gain/(Loss)	Pre-Tax Book Yield	Tax-Equivalent Book Yield
07/02/2015	Maturity	3135G0LN1	FNMA	Agency	AA+	Aaa	0.500	07/02/2015	07/02/2015	100.00	200,000	0	0.20	0.20
07/31/2015	Maturity	912828VN7	US TREASURY	Treasury	AA+	Aaa	0.250	07/31/2015	07/31/2015	100.00	175,000	0	0.13	0.13
08/28/2015	Maturity	313383V81	FHLB	Agency	AA+	Aaa	0.375	08/28/2015	08/28/2015	100.00	200,000	0	0.20	0.20
<b>Total</b>											<b>575,000</b>	<b>0</b>	<b>0.18</b>	<b>0.18</b>

# *Appendix*

## Detailed Portfolio Report

# Portfolio Holdings Report

CUSIP	Date Acquired	S&P Rating	Moody's Rating	Quantity	Description	Coupon	Effective Maturity	Maturity	Original Cost	Book Value	Market Value	Unrealized Gain/(Loss)	Book Yield	Market Yield	Effective Duration	Avg Life	Convexity
<b>Agency</b>																	
3135G0NV1	07/29/2014	AA+	Aaa	200,000	FNMA	0.50	09/28/2015	09/28/2015	200,605	200,039	200,062	23	0.24	0.08	0.07	0.07	0.00
<b>Total Agency</b>				<b>200,000</b>					<b>200,605</b>	<b>200,039</b>	<b>200,062</b>	<b>23</b>	<b>0.24</b>	<b>0.08</b>	<b>0.07</b>	<b>0.07</b>	<b>0.00</b>
<b>Money Market</b>																	
99C001734	08/28/2015			13,866	BANK OF AMERICA/MERRILL	0.00			13,866	13,866	13,866	0	0.00	0.00	0.00	0.00	
<b>Total Money Market</b>				<b>13,866</b>					<b>13,866</b>	<b>13,866</b>	<b>13,866</b>	<b>0</b>	<b>0.00</b>	<b>0.00</b>	<b>0.00</b>	<b>0.00</b>	<b>0.00</b>
<b>Treasury</b>																	
912828B41	04/20/2015	AA+	Aaa	200,000	US TREASURY N/B	0.38	01/31/2016	01/31/2016	200,274	200,146	200,118	(28)	0.20	0.23	0.42	0.42	0.00
912828B74	07/21/2015	AA+	Aaa	200,000	US TREASURY N/B	0.63	02/15/2017	02/15/2017	200,173	200,160	200,076	(84)	0.57	0.60	1.45	1.46	0.03
912828C40	04/20/2015	AA+	Aaa	200,000	US TREASURY N/B	0.38	03/31/2016	03/31/2016	200,251	200,155	200,070	(85)	0.24	0.31	0.58	0.58	0.01
912828C73	07/31/2015	AA+	Aaa	225,000	US TREASURY N/B	0.88	04/15/2017	04/15/2017	226,073	226,023	225,805	(218)	0.59	0.65	1.61	1.62	0.03
912828F88	04/20/2015	AA+	Aaa	150,000	US TREASURY N/B	0.38	10/31/2016	10/31/2016	149,842	149,879	149,789	(91)	0.44	0.50	1.16	1.17	0.02
912828H29	04/27/2015	AA+	Aaa	250,000	US TREASURY N/B	0.63	12/31/2016	12/31/2016	250,655	250,521	250,230	(291)	0.47	0.56	1.33	1.33	0.02
912828H78	06/29/2015	AA+	Aaa	200,000	US TREASURY N/B	0.50	01/31/2017	01/31/2017	199,969	199,973	199,782	(191)	0.51	0.58	1.41	1.42	0.03
912828J92	07/31/2015	AA+	Aaa	225,000	US TREASURY N/B	0.50	03/31/2017	03/31/2017	224,755	224,766	224,528	(239)	0.57	0.63	1.57	1.58	0.03
912828SY7	07/31/2015	AA+	Aaa	210,000	US TREASURY N/B	0.63	05/31/2017	05/31/2017	209,927	209,930	209,780	(151)	0.64	0.69	1.73	1.75	0.04
912828WQ9	04/20/2015	AA+	Aaa	200,000	US TREASURY N/B	0.50	06/30/2016	06/30/2016	200,415	200,289	200,236	(53)	0.33	0.36	0.83	0.83	0.01
912828XJ4	08/14/2015	AA+	Aaa	250,000	US TREASURY N/B	0.63	06/30/2017	06/30/2017	249,552	249,561	249,660	99	0.72	0.70	1.82	1.83	0.04
912828XP0	08/28/2015	AA+	Aaa	225,000	US TREASURY N/B	0.63	07/31/2017	07/31/2017	224,763	224,764	224,640	(124)	0.68	0.71	1.90	1.91	0.05
<b>Total Treasury</b>				<b>2,535,000</b>					<b>2,536,649</b>	<b>2,536,168</b>	<b>2,534,713</b>	<b>(1,455)</b>	<b>0.51</b>	<b>0.55</b>	<b>1.34</b>	<b>1.35</b>	<b>0.03</b>
<b>Grand Total</b>				<b>2,748,866</b>					<b>2,751,119</b>	<b>2,750,073</b>	<b>2,748,641</b>	<b>(1,433)</b>	<b>0.48</b>	<b>0.51</b>	<b>1.24</b>	<b>1.25</b>	<b>0.02</b>

PUBLIC ENTITY JOINT INSURANCE FUND CERTIFICATES ISSUED 7/10/2015 to 9/4/2015				
JIF Member	ISSUED	CERT HOLDER	COVERAGE	HOLDER DESCRIPTION

City of East Orange	8/27/2015	East Orange School District	2015 GL/AL/WC	Certificate holder is included as additional insured (Property Owner) as respects the City of East Orange's use of the School District's stage on 8/29/15. *
Town of West New York	7/14/2015	National Amateur Baseball Federation	2015 GL	NABF is included as an additional insured (Event Sponsor) as respects the Town of West New York Recreation Department sponsored baseball teams' participation in the Junior Division (16U) World Series and the High School Division (17U) World Series on 7/15/2015. *
City of Passaic	7/15/2015	Panther Academy Planetarium	2015 GL/AL/WC	Evidence of insurance as respects the City of Passaic's Recreation Dept. Summer Camp Program.
City of Passaic	7/17/2015	City of Clifton Recreation Department	2015 GL/AL/WC	Certificate holder is included as additional insured (Property Owner) as respects the City of Passaic's use of the certificate holder's showmobile. *
City of Passaic	7/28/2015	Ripken Baseball Camps & Clinics LLC	2015 GL/AL/WC	Ripken Baseball Camps & Clinics, LLC, Double Play Dining, LLC, Cal Ripken, Sr. Foundation, Inc. and Ripken Baseball, Inc. are included as additional insured (Event Sponsor) as respects the City of Passaic's 14U participation in the Ripken Experience Tournament on 8/12 and 8/13. *
City of Passaic	8/11/2015	New Jersey School Development Authority	2015 GL/AL/WC	Certificate holder is included as additional insured (Licensor) as respects the City of Passaic's use of premises located on Dayton Avenue and Parker Avenue (Block 4057, Lots 23 & 52) Passaic, NJ from 9/4/15 through 9/7/15. *
City of Perth Amboy	8/7/2015	Middlesex County	2015 GL	The County of Middlesex is included as additional insured as respects the City of Perth Amboy's grant application for funding under the Area Plan for residential maintenance. *
City of Perth Amboy	7/29/2015	The State of New Jersey	2015 GL/AL/WC	The State of New Jersey and the NJEDA are included as additional insured (Grantor) as respects liability coverage regarding the property located at 105 Sadowski Parkway, 41 Brighton Ave, and 250 Water St., Block 9.02 Lot 1, Block 9.03 Lot 1, Block 9.01 Lot 1 & 2 & 1.01, Block 51 Lot 10, Block 53 Lot 1" grant funding for the Waterfront Redevelopment Plan. *
Borough of Roselle	7/29/2015	Union County Administration Building	2015 GL/AL/WC	The County of Union, its Board of Chosen Freeholders, officers, employees, agents, servants and the State of New Jersey are included as Additional Insured under the General Liability policy as respects the Borough of Roselle's participation in the Union County Municipal Alliance Program. The General Liability insurance coverage is provided on a primary and non-contributory basis to the County of Union, et al. Where applicable, a waiver of subrogation in favor of the County of Union, its Board of Chosen Freeholders, officers, employees, agents, servants and the State of New Jersey is to be included in those policies of insurance where permitted by law. *

**PUBLIC ENTITY JOINT INSURANCE FUND CERTIFICATES ISSUED 7/10/2015 to 9/4/2015**

<b>JIF Member</b>	<b>ISSUED</b>	<b>CERT HOLDER</b>	<b>COVERAGE</b>	<b>HOLDER DESCRIPTION</b>
Township of Teaneck	7/31/2015	Modular Space Corporation	2015 GL	Modular Space Corporation is included as an additional insured (Lessor) as respects the Township of Teaneck's (Recreation Department) lease of 8 x 28 storage trailer from 7/27/15 to 11/20/15 ModSpace Offer #127000. *
Town of West New York	7/14/2015	Vans-R-Us	2015 GL/AL	Vans-R-Us is included as an additional insured and loss payee as respects the Town of West New York Recreation Department's rental of three 15-passenger vans. *
Town of West New York	8/11/2015	New Jersey Dept. of Health	2015 GL/AL	Evidence of insurance as respects the Town of West New York Emergency Medical Services license with the Department of Health, Office of Emergency Medical Services.
City of Perth Amboy	7/17/2015	NJ Motor Vehicle Commission	2015 AL	Evidence of Insurance